



MAHESHWARI & ASSOCIATES

Chartered Accountants

"Park Plaza" First Floor, No.1, Park Road
(Off. Infantry Road), Tasker Town,
Bangalore - 560051, India
T. +91 80 4124 2545
E. bangalore@maheshwariassociates.com
www.maheshwariassociates.com

Independent Auditor's Report

Toa the Members of TENAX PIDILITE INDIA PRIVATE LIMITED
Report on the Audit of the Ind AS Financial Statements

Opinion

We have audited the Ind AS financial statements of TENAX PIDILITE INDIA PRIVATE LIMITED ('the Company'), which comprise the balance sheet as at 31st March 2024, the statement of profit and loss (including other comprehensive income), the statement of cash flows and statement of changes in equity for the year then ended and a summary of significant accounting policies and other explanatory information.

In our opinion and to the best of our information and according to the explanations given to us, the aforesaid IndAS financial statements give the information required by the Companies, Act 2013("Act") in the manner so required and give a true and fair view in conformity with the accounting principles generally accepted in India, of the state of affairs of the Company as at 31st March 2024 and its profit, changes in equity and its cash flows for the year ended on that date.

Basis of Opinion

We conducted our audit in accordance with the Standards on Auditing (SAs) specified under section 143(10) of the Companies Act, 2013. Our responsibilities under those Standards are further described in the Auditor's Responsibilities for the Audit of the Financial Statements section of our report. We are independent of the Company in accordance with the Code of Ethics issued by the Institute of Chartered Accountants of India together with the independent requirements that are relevant to our audit of the financial statements under the provisions of the Companies Act, 2013 and the Rules thereunder, and we have fulfilled our other ethical responsibilities in accordance with these requirements and the Code of Ethics. We believe that the audit evidence we have obtained is sufficient and appropriate to provide a basis for our opinion on the Ind AS financial statements.

Other Information

The Company's Management and Board of Directors are responsible for the other information. The other information comprises the Director's report including Annexures to Director's report, but does not include the financial statements and our auditor's report thereon.

Our opinion on the financial statements does not cover the other information and we do not express any form of assurance conclusion thereon.



Head office : 8B Middleton Street, 6A Geetanjali, Kolkata 700071, India

T. +91 33 2229 8936/6758/3237/4473 F. +91 33 2226 4140, 2265 5830 E. kolkata@maheshwariassociates.com



MAHESHWARI & ASSOCIATES

Chartered Accountants

In connection with our audit of the financial statements, our responsibility is to read the other information and, in doing so, consider whether the other information is materially inconsistent with the financial statements or our knowledge obtained during the course of our audit or otherwise appears to be materially misstated. If, based on the work we have performed, we conclude that there is a material misstatement of this other information, we are required to report that fact. We have nothing to report in this regard.

Management's and Board of Directors Responsibilities for the Financial Statements

The Company's Management and Board of Directors are responsible for the matters stated in Section 134(5) of the Companies Act, 2013 ("the Act") with respect to the preparation and presentation of these financial statements that give a true and fair view of the state of affairs (financial position), profit or loss (financial performance including other comprehensive income), change in equity and cash flows of the Company in accordance with the accounting principles generally accepted in India, including the Indian Accounting Standards specified under Section 133 of the Act. The respective Management and Board of directors of the companies are responsible for maintenance of adequate accounting records in accordance with the provisions of the Act for safeguarding the assets of the Company and for preventing and detecting frauds and other irregularities; selection and application of appropriate accounting policies; making judgments and estimates that are reasonable and prudent; and design, implementation and maintenance of adequate internal financial controls, that were operating effectively for ensuring the accuracy and completeness of the accounting records, relevant to the preparation and presentation of the financial statements that give a true and fair view and are free from material misstatement, whether due to fraud or error.

In preparing the financial statements, management and board of directors are responsible for assessing the Company's ability to continue as a going concern, disclosing, as applicable, matters related to going concern and using the going concern basis of accounting unless management either intends to liquidate the Company or to cease operations, or has no realistic alternative but to do so.

The respective Board of Directors are responsible for overseeing the Company's financial reporting process.

Auditor's Responsibilities for the Audit of the Financial Statements.

Our objectives are to obtain reasonable assurance about whether the financial statements as a whole are free from material misstatement, whether due to fraud or error, and to issue an auditor's report that includes our opinion. Reasonable assurance is a high level of assurance, but is not a guarantee that an audit conducted in accordance with SAs will always detect a material misstatement when it exists. Misstatements can arise from fraud or error and are considered material if, individually or in the aggregate, they could reasonably be expected to influence the economic decisions of users taken on the basis of these financial statements.





MAHESHWARI & ASSOCIATES

Chartered Accountants

As part of an audit in accordance with Standard on Auditing, we exercise professional judgment and maintain professional skepticism throughout the audit. We also:

- Identify and assess the risks of material misstatement of the financial statements, whether due to fraud or error, design and perform audit procedures responsive to those risks, and obtain audit evidence that is sufficient and appropriate to provide a basis for our opinion. The risk of not detecting a material misstatement resulting from fraud is higher than for one resulting from error, as fraud may involve collusion, forgery, intentional omissions, misrepresentations, or the override of internal control.
- Obtain an understanding of internal financial controls relevant to the audit in order to design audit procedures that are appropriate in the circumstances but not for the purpose of expressing an opinion on the effectiveness of the company's internal control systems.
- Evaluate the appropriateness of accounting policies used and the reasonableness of accounting estimates and related disclosures made by management and Board of Directors.
- Conclude on the appropriateness of management and Board of Directors use of the going concern basis of accounting and, based on the audit evidence obtained, whether a material uncertainty exists related to events or conditions that may cast significant doubt on the Company's ability to continue as a going concern. If we conclude that a material uncertainty exists, we are required to draw attention in our auditor's report to the related disclosures in the financial statements or, if such disclosures are inadequate, to modify our opinion. Our conclusions are based on the audit evidence obtained up to the date of our auditor's report. However, future events or conditions may cause the Company to cease to continue as a going concern.
- Evaluate the overall presentation, structure and content of the financial statements, including the disclosures, and whether the financial statements represent the underlying transactions and events in a manner that achieves fair presentation.

Materiality is the magnitude of misstatements in the financial statements that, individually or in aggregate, makes it probable that the economic decisions of a reasonably knowledgeable user of the financial statements may be influenced. We consider quantitative materiality and qualitative factors in

- (i) Planning the scope of our audit work and in evaluating the results of our work; and
- (ii) To evaluate the effect of any identified misstatements in the financial statements.

We communicate with those charged with governance of the company regarding, among other matters, the planned scope and timing of the audit and significant audit findings, including any significant deficiencies in internal control that we identify during our audit.





MAHESHWARI & ASSOCIATES

Chartered Accountants

We also provide those charged with governance with a statement that we have complied with relevant ethical requirements regarding independence, and to communicate with them all relationships and other matters that may reasonably be thought to bear on our independence, and where applicable, related safeguards.

From the matters communicated with those charged with governance, we determine those matters that were of most significance in the audit of the financial statements of the current period and are therefore the key audit matters. We describe these matters in our auditor's report unless law or regulation precludes public disclosure about the matter or when, in extremely rare circumstances, we determine that a matter should not be communicated in our report because the adverse consequences of doing so would reasonably be expected to outweigh the public interest benefits of such communication.

Report on Other Legal and Regulatory Requirements

- 1) As required by Section 143 (3) of the Act, we report that:
 - a) We have sought and obtained all the information and explanations which to the best of our knowledge and belief were necessary for the purposes of our audit.
 - b) In our opinion proper books of account as required by law have been kept by the Company so far as it appears from our examination of those books.
 - c) The balance sheet, the statement of profit and loss including other comprehensive income, Statement of change in Equity and statement of cashflow dealt with by this report are in agreement with the books of accounts.
 - d) In our opinion, the aforesaid financial statements comply with the Indian Accounting Standards prescribed under section 133 of the Act.
 - e) On the basis of the written representations received from the directors as on 31 March 2024 and taken on record by the Board of Directors, none of the directors is disqualified as on 31 March 2024 from being appointed as a director in terms of Section 164 (2) of the Act.
 - f) With respect to the adequacy of the internal financial controls over the financial reporting of the Company and the operating effectiveness of such controls, refer our separate report in Annexure 'A'. Our report expresses an unmodified opinion on the adequacy and operating effectiveness of the company's internal financial controls over financial reporting:
 - g) With respect to the other matters to be included in the Auditor's Report in accordance with the requirements of section 197(16) of the Act, as amended. In our opinion and to the best of our information and according to the explanations given to us, the Company being the





MAHESHWARI & ASSOCIATES

Chartered Accountants

private limited company the provisions of this section are not applicable to the company hence not commented on the same; and

- h) With respect to the other matters to be included in the Auditor's Report in accordance with Rule 11 of the Companies (Audit and Auditors) Rules, 2014, in our opinion and to the best of our information and according to the explanations given to us:
- a. The Company has no pending litigations that would impact the financial position of the Company.
 - b. The company did not have material foreseeable loss on long term contracts including derivatives contracts;
 - c. There were no amounts which were required to be transferred to Investor Education and Protection Fund by the Company.
 - d. (i) The management has represented that, to the best of its knowledge and belief, no funds have been advanced or loaned or invested (either from borrowed funds or share premium or any other sources or kind of funds) by the Company to or in any other persons or entities, including foreign entities ("Intermediaries"), with the understanding, whether recorded in writing or otherwise, that the Intermediary shall:
 - directly or indirectly lend or invest in other persons or entities identified in any manner whatsoever ("Ultimate Beneficiaries") by or on behalf of the Company. Or
 - provide any guarantee, security or the like to or on behalf of the Ultimate Beneficiaries.
 - (ii) The management has represented, that, to the best of its knowledge and belief, no funds have been received by the Company from any persons or entities, including foreign entities ("Funding Parties"), with the understanding, whether recorded in writing or otherwise, that the Company shall:
 - directly or indirectly, lend or invest in other persons or entities identified in any manner whatsoever ("Ultimate Beneficiaries") by or on behalf of the Funding Party. Or
 - provide any guarantee, security or the like from or on behalf of the Ultimate Beneficiaries; and
 - (iii) Based on such audit procedures as considered reasonable and appropriate in the circumstances, nothing has come to our notice that has caused us to believe that the representations under subclause (i) and (d) (ii) contain any material mis-statement.





MAHESHWARI & ASSOCIATES

Chartered Accountants

(iv) No dividend declared or paid during the year by the Company. Hence compliance with section 123 of the Companies Act, 2013 are not applicable.

e. Provison to Rule 3(1) of the Companies (Accounts) Rules, 2014 for maintaining books of account using accounting software which has a feature of recording audit trail (edit log) facility is applicable to the Company with effect from April 1, 2023, and the same has been operated throughout the year for all transactions recorded in the software and the audit trail feature has not been tampered with and the audit trail has been preserved by the company as per the statutory requirements for record retention.

2) As required by the Companies (Auditor's Report) Order, 2020 (the 'Order') issued by the Central Government of India in terms of Section 143(11) of the Act, we give in Annexure 'B' to this Report, a statement on the matters specified in para 3 and 4 of the said Order, to the extent applicable.

For Maheshwari & Associates.

Chartered Accountants

FRN: 311008E




Sateesh Patil

Partner

Membership No. 227311

UDIN: 24227311BKCURW8635

Place: Bengaluru

Date: 23.04.2024



MAHESHWARI & ASSOCIATES

Chartered Accountants

Annexure "A" to the Independent Auditor's Report

(Referred to in paragraph 1 (f) under 'Report on other legal and regulatory requirements' section of our report to the Members of TENAX PIDILITE INDIA PRIVATE LIMITED of even date)

Report on the internal financial controls over financial reporting under clause (i) of sub - section 3 of section 143 of the Companies Act, 2013 ("the Act")

We have audited the internal financial controls over financial reporting of TENAX PIDILITE INDIA PRIVATE LIMITED ("the Company") as at 31 March 2024, in conjunction with our audit of the financial statements of the Company for the year ended on that date.

Management's responsibility for internal financial controls

The board of directors of the Company is responsible for establishing and maintaining internal financial controls based on the internal control over financial reporting criteria established by the Company considering the essential components of internal control stated in the Guidance Note on Audit of Internal Financial Controls Over Financial Reporting issued by the Institute of Chartered Accountants of India ('ICAI'). These responsibilities include the design, implementation and maintenance of adequate internal financial controls that were operating effectively for ensuring the orderly and efficient conduct of its business, including adherence to company's policies, the safeguarding of its assets, the prevention and detection of frauds and errors, the accuracy and completeness of the accounting records, and the timely preparation of reliable financial information, as required under the Companies Act, 2013.

Auditors' responsibility

Our responsibility is to express an opinion on the internal financial controls over financial reporting of the Company based on our audit. We conducted our audit in accordance with the Guidance Note on Audit of Internal Financial Controls Over Financial Reporting (the "Guidance Note") issued by the Institute of Chartered Accountants of India and the standards on auditing prescribed under Section 143 (10) of the Companies Act, 2013, to the extent applicable to an audit of internal financial controls and, both issued by the Institute of chartered Accountants of India. Those standards and the guidance note require that we comply with ethical requirements and plan and perform the audit to obtain reasonable assurance about whether adequate internal financial controls over financial reporting were established and maintained and if such controls operated effectively in all material respects.

Our audit involves performing procedures to obtain audit evidence about the adequacy of the internal financial controls system over financial reporting and their operating effectiveness. Our audit of internal financial controls over financial reporting included obtaining an understanding of internal financial controls over financial reporting, assessing the risk that a material weakness exists, and testing and evaluating the design and operating effectiveness of internal control based on the assessed risk. The procedures selected depend on the auditor's judgement, including the assessment of the risks of material misstatement in the financial statements, whether due to fraud or error.

We believe that the audit evidence we have obtained, is sufficient and appropriate to provide a basis for our audit opinion on the Company's internal financial control system over financial reporting.





MAHESHWARI & ASSOCIATES

Chartered Accountants

Meaning of internal financial controls over financial reporting

A company's internal financial control over financial reporting is a process designed to provide reasonable assurance regarding the reliability of financial reporting and the preparation of financial statements for external purposes in accordance with generally accepted accounting principles. A company's internal financial control over financial reporting includes those policies and procedures that (i) pertain to the maintenance of records that, in reasonable detail, accurately and fairly reflect the transactions and dispositions of the assets of the company; (ii) provide reasonable assurance that transactions are recorded as necessary to permit preparation of financial statements in accordance with generally accepted accounting principles, and that receipts and expenditures of the company are being made only in accordance with authorisations of management and directors of the company; and (iii) provide reasonable assurance regarding prevention or timely detection of unauthorised acquisition, use, or disposition of the company's assets that could have a material effect on the financial statements.

Inherent Limitations of internal financial controls over financial reporting

Because of the inherent limitations of internal financial controls over financial reporting, including the possibility of collusion or improper management of override of controls, material misstatements due to error or fraud may occur and not be detected. Also, projections of any evaluation of the internal financial controls over financial reporting to future periods are subject to the risk that the internal financial control over financial reporting may become inadequate because of changes in conditions, or that the degree of compliance with the policies or procedures may deteriorate.

Opinion

In our opinion and according to the information and explanations given to us, the Company has, in all material respects, an adequate internal financial control system over financial reporting and such internal financial controls over financial reporting were operating effectively as at 31 March 2024, based on the internal control over financial reporting criteria established by the Company considering the essential components of internal control stated in the Guidance Note on Audit of Internal Financial Controls Over Financial Reporting issued by the Institute of Chartered Accountants of India.

For Maheshwari & Associates

Chartered Accountants

Firm Registration No. 311008E

Sateesh Patil

Partner

Membership No. 227311

UDIN: 24227311BKCURW18635



Place: Bengaluru

Date: 23.04.2024



MAHESHWARI & ASSOCIATES

Chartered Accountants

Annexure - B to the Independent Auditors' Report

Referred to in paragraph 2 under "Report on Other Legal and Regulatory Requirements" Section of our report to the members of Tenax Pidilite India Private Limited of even date.

Based on the audit procedures performed for the purpose of reporting a true and fair view on the financial statements of the Company and taking into consideration the information and explanations given to us and the books of account and other records examined by us in the normal course of audit, we state that:

- (i) In respect of company's Property, Plant and Equipment and Intangible Assets:
- a) A) The Company has maintained proper records showing full particulars, including quantitative details and situation of Property, Plant and Equipment and relevant details of right-of-use of assets.

B) The Company has maintained proper records showing full particulars of intangible assets.
 - b) The Property, Plant and Equipment have been physically verified by the management during the year and according to the information and explanation given no material discrepancies were noticed on such verification. In our opinion, the frequency of verification of the Property, Plant and Equipment is reasonable having regard to the size of the Company and the nature of its assets.
 - c) With regard to the factory building constructed on the leased land, the company is yet to obtain the title deeds from relevant Panchayat Authorities. Based on the approval for construction received from local panchayat and necessary statutory clearances by the company, in our opinion the immovable properties are held in the name of the Company.
 - d) The Company has not revalued any of its Property, Plant and Equipment (including right-of-use assets) and intangible assets during the year.
 - e) No proceedings have been initiated during the year or are pending against the Company as at 31 March 2024 for holding any Benami property under the Benami Transactions (Prohibition) Act, 1988 (as amended in 2016) and rules made thereunder.
- (ii) a) The management has conducted physical verification of inventory at reasonable intervals during the year and no material discrepancies between physical inventory and book records were noticed on physical verification.
- b) According to the information and explanations given to us, and the records examined by us, the Company has been sanctioned working capital limits aggregating to not more than five crores by banks or financial institutions on the basis of security of current





MAHESHWARI & ASSOCIATES

Chartered Accountants

assets at any point of time of the year. However, the same has not been utilized by the Company during the year.

- (iii) According to the information and explanations provided to us and based on our audit procedures, The Company has not granted any loan, secured or unsecured to companies, firms, Limited Liability Partnerships (LLPs) or other parties covered in the register maintained under Section 189 of the Act. Accordingly, the provisions of clauses 3(iii) of the Order are not applicable.
- (iv) In our opinion and according to the information and explanations given to us, there are no loans and investments made by the Company as per section 185 and 186 of the Act. Accordingly, the provisions of clause 3(iv) of the Order are not applicable.
- (v) The Company has not accepted any deposits within the meaning of Sections 73 to 76 of the Act and the Companies (Acceptance of Deposits) Rules, 2014 (as amended). Accordingly, the provisions of clause 3(v) of the Order are not applicable.
- (vi) To the best of our knowledge and belief, the Central Government has not specified maintenance of cost records under sub-section (1) of Section 148 of the Act, in respect of Company's products/services. Accordingly, the provisions of clause 3(vi) of the Order are not applicable.
- (vii) According to the information and explanations given to us, in respect of statutory dues:
 - a) The Company is generally regular in depositing undisputed statutory dues including provident fund, employees' state insurance, income-tax, sales-tax, service tax, Goods and Services tax, duty of customs, duty of excise, value added tax, cess and other material statutory dues, as applicable, with the appropriate authorities.
 - b) There were no undisputed amounts payable in respect of Provident fund, Employees State Insurance, Income tax, Sales tax, Service tax, Value Added Tax, Goods and Service tax, Customs duty, Excise duty Cess and other material statutory dues in arrears as at 31 March 2024 for a period of more than six months from the date they become payable.
 - c) There are no dues outstanding in respect of income-tax, sales-tax, service tax, duty of customs, duty of excise and value added tax on account of any dispute.
- viii) There were no transactions relating to previously unrecorded income that have been surrendered or disclosed as income during the year in the tax assessments under the Income Tax Act, 1961.
- (ix) a) The Company has no loans or borrowings payable to a financial institution or a bank or government and no dues payable to debenture-holders during the year. Accordingly, the provisions of clause 3(ixa) of the Order are not applicable.





MAHESHWARI & ASSOCIATES

Chartered Accountants

- b) The Company has not been declared wilful defaulter by any bank or financial institution or government or any government authority.
- c) The Company has not taken any term loan during the year and there are no outstanding term loans at the beginning of the year and hence, reporting under clause 3(ix)(c) of the Order is not applicable.
- d) The Company has not taken any short-term loan during the year and there are no outstanding short-term loans at the beginning of the year and hence, reporting under clause 3(ix)(d) of the Order is not applicable.
- e) On an overall examination of the financial statements of the Company, the Company does not have any Subsidiary, Associate and Joint venture entities and hence, reporting under clause 3(ix)(e) of the Order is not applicable.
- f) The Company has not raised any loans during the year and hence reporting on clause 3(ix)(f) of the Order is not applicable.
- (x) a) The Company did not raise any money by way of initial public offer or further public offer (including debt instruments) and hence, reporting under this paragraph 3(x)(a) of the order is not applicable.
- b) During the year, the Company has not made any preferential allotment or private placement of shares or convertible debentures (fully or partly or optionally) and hence reporting under clause 3(x)(b) of the Order is not applicable.
- (xi) a) According to the information and explanation given to us, no material fraud by the Company or on the Company has been noticed or reported during the period covered by our audit.
- b) No report under sub-section (12) of section 143 of the Companies Act has been filed in Form ADT-4 as prescribed under rule 13 of Companies (Audit and Auditors) Rules, 2014 with the Central Government, during the year and up to the date of this report.
- c) As represented by the management, there are no whistle blower complaints received by the Company during the year (and up to the date of this report).
- (xii) In our opinion and according to the information and explanations given to us, the Company is not a nidhi company. Accordingly, paragraph 3(xii) of the Order is not applicable.
- (xiii) According to the information and explanations given to us and based on our examination of the records of the Company, transactions with the related parties are in compliance with sections 177 and 188 of the Act where applicable and details of such transactions have been disclosed in the financial statements as required by the applicable Indian accounting standards.





MAHESHWARI & ASSOCIATES

Chartered Accountants

- (xiv) In our opinion and according to the information and explanations given to us, the internal audit provisions are not applicable to the Company. Accordingly, paragraph 3(xiv) of the Order is not applicable.
- (xv) According to the information and explanations given to us and based on our examination of the records of the Company, the Company has not entered into non-cash transactions with its directors or persons connected with its directors. Hence provisions of section 192 of Companies Act, 2013 are not applicable to the Company.
- (xvi) a) In our opinion, the Company is not required to be registered under section 45-IA of the Reserve Bank of India Act, 1934. Hence, reporting under clause 3(xvi)(a) and (b) of the Order is not applicable.
- b) In our opinion, the company is not a core investment company (as defined in the Core Investment Companies (Reserve Bank) Directions, 2016) and accordingly reporting under clause 3(xvi)(c) of the Order is not applicable.
- c) In our opinion, there are no Subsidiary, Associate and Joint Venture companies for the company and accordingly reporting under clause 3(xvi)(d) of the Order is not applicable.
- (xvii) The Company has not incurred cash losses during the financial year covered by our audit and the immediately preceding financial year.
- (xviii) There has been no resignation of the statutory auditors of the Company during the year.
- (xix) On the basis of the financial ratios, ageing and expected dates of realisation of financial assets and payment of financial liabilities, other information accompanying the financial statements and our knowledge of the Board of Directors and Management plans and based on our examination of the evidence supporting the assumptions, nothing has come to our attention, which causes us to believe that any material uncertainty exists as on the date of the audit report indicating that Company is not capable of meeting its liabilities existing at the date of balance sheet as and when they fall due within a period of one year from the balance sheet date. We, however, state that this is not an assurance as to the future viability of the Company. We further state that our reporting is based on the facts up to the date of the audit report and we neither give any guarantee nor any assurance that all liabilities falling due within a period of one year from the balance sheet date, will get discharged by the Company as and when they fall due.
- (xx) a) There are no unspent amounts towards Corporate Social Responsibility (CSR) requiring a transfer to a Fund specified in Schedule VII to the Companies Act in compliance with second proviso to sub-section (5) of Section 135 of the said Act. Accordingly, reporting under clause 3(xx)(a) of the Order is not applicable for the year.
- b) There are no amounts required to be transferred to a Special account within a period of 30 days from the end of the said financial year in compliance with the provision of section 135(6) of the Act.





MAHESHWARI & ASSOCIATES

Chartered Accountants

(xxi) The financial statements are not consolidated financial statements, accordingly, reporting under paragraph 3(xxii) of the Order is not applicable.

For Maheshwari & Associates
Chartered Accountants
Firm's Registration No.: 311008E



Sateesh Patil
Partner
Membership No.: 227311
UDIN: 24227311BKCURW8635

Place: Bengaluru
Date: 23.04.2024

Tenax Pidilite India Private Limited
Balance Sheet as at 31st March, 2024

₹ in Lakhs

Particulars	Note No.	As at 31.03.2024	As at 31.03.2023
ASSETS			
Non Current Assets			
(a) Property, Plant and Equipment	3	2,549.16	286.84
(b) Right of use asset	4	77.43	83.55
(c) Capital Work-In-Progress	5	-	1,898.43
(d) Other Intangible Assets	6	761.21	770.04
(e) Financial Assets			
(i) Others	7	15.64	8.26
(f) Income Tax Assets (net)		3.78	48.02
(g) Other Non current Assets	8	17.33	17.33
Total Non Current Assets		3,424.55	3,112.47
Current Assets			
(a) Inventories	9	501.09	1,554.87
(b) Financial Assets			
(i) Investment	10	971.58	293.15
(ii) Trade Receivables	11	258.06	385.37
(iii) Cash and cash equivalents	12	75.70	19.50
(iv) Bank Balances other than Cash and Cash equivalents above	13	14.42	13.73
(v) Others	14	0.86	7.78
(c) Other Current Assets	15	330.04	470.59
Total Current Assets		2,151.75	2,744.99
TOTAL ASSETS		5,576.30	5,857.46
EQUITY AND LIABILITIES			
EQUITY			
(a) Equity Share Capital	16	60.00	60.00
(b) Other Equity	17	4,761.58	4,517.62
Total Equity		4,821.58	4,577.62
LIABILITIES			
Non-Current Liabilities			
(a) Financial Liabilities			
(i) Lease Liabilities	4	82.59	86.87
(b) Deferred Tax Liabilities (net)	18	194.60	123.47
(c) Provisions	22	6.35	2.38
Total Non Current Liabilities		283.54	212.72
Current Liabilities			
(a) Financial Liabilities			
(i) Lease Liabilities	4	4.28	3.91
(ii) Trade Payables			
Total outstanding dues of micro and small enterprises	19	7.32	48.87
Total outstanding dues of others	19	378.59	709.79
(iii) Other Current financial Liabilities	20	43.66	270.08
(b) Other Current Liabilities	21	36.48	34.46
(c) Provisions	22	0.85	0.01
Total Current Liabilities		471.18	1,067.12
TOTAL EQUITY AND LIABILITIES		5,576.30	5,857.46
Corporate Information & Significant Accounting Policies	1 to 2		
See accompanying notes forming part of the financial statements	3 to 46		
Contingent Liabilities and Commitments	32		

In terms of our Report attached
For Maheshwari & Associates
Chartered Accountants
Firm Reg.No:311008E


Sateesh Patil
Partner
Membership No. 227311



For and on behalf of the Board Of Directors

Sanjay Bahadur
Director
DIN: 00032590

Manisha Shetty
Director
DIN: 09466788



Place: Bangalore
Date: 23rd April, 2024

Place: Mumbai
Date: 23rd April, 2024

(Handwritten signature)

Tenax Pldilite India Private Limited
Statement of Profit and Loss for the period ended 31st March, 2024

Particulars	Note No.	₹ in Lakhs	
		For the year ended 31.03.2024	For the year ended 31.3.2023
INCOME			
Revenue from Operations	23	3,505.93	3,553.27
Other Income	24	47.15	82.70
Total Income		3,553.08	3,635.97
EXPENSES			
Cost of Materials Consumed	25	990.22	613.04
Purchases of Stock-in-Trade	26	1,030.97	2,259.62
Changes in inventories of Finished Goods, Work-in-Progress and Stock-in-Trade	27	435.61	(143.27)
Employee Benefits Expense	28	137.99	-
Finance Costs	29	13.49	11.81
Depreciation and Amortization Expense	30	138.03	37.96
Other Expenses	31	484.35	500.94
Total Expenses		3,230.66	3,280.10
Profit before Tax		322.42	355.87
Tax Expense			
Current Tax		9.96	57.39
Deferred Tax		70.45	26.25
Net Tax expense		80.41	83.64
Profit for the year		242.01	272.23
Other Comprehensive Income			
Items that will not be reclassified to profit or loss			
Actuarial Gains/(Losses)	43	2.61	-
Income tax relating to items that will not be reclassified to profit or loss	43	(0.66)	-
Total Other Comprehensive Income		1.95	-
Total Comprehensive Income		243.96	272.23
Earnings per share			
Basic (Rs.)	33	403.35	453.72
Diluted (Rs.)	33	403.35	453.72
Face Value of Share (Re)		100.00	100.00
Significant Accounting Policies	1 to 2		
See accompanying notes forming part of the financial statements	3 to 46		


In terms of our Report attached
For Maheshwari & Associates
Chartered Accountants
Firm Reg.No:311008E



Sateesh Patil
Partner
Membership No. 227311




Place: Bangalore
Date: 23rd April, 2024

For and on behalf of the Board Of Directors


Sanjay Bahadur
Director
DIN: 00032590




Manisha Shetty
Director
DIN: 09466788

Place: Mumbai
Date: 23rd April, 2024

Tenax Pldilite India Private Limited
Statement of Cash Flow for the year ended 31st March 2024

₹ in Lakhs

Particulars	For the year ended	
	31.03.2024	31.3.2023
A. Cash flow from operating activities		
Profit before tax	322.42	355.87
<u>Adjustments for:</u>		
Depreciation and amortization expense	138.03	37.96
Net loss on foreign currency transactions and translation	9.18	96.62
Finance costs	8.12	8.46
Interest Income	(3.46)	(41.39)
Gain on sale of Mutual Fund	(18.06)	(23.90)
Net gain arising on financial assets / Liabilities designated as at FVTPL	(20.38)	(6.16)
Bad debts and advances written off	5.25	-
Loss of Property, Plant & Equipment	10.63	-
Provision written back	(5.25)	(11.25)
Operating profit before working capital changes	446.48	416.21
<u>Movement in working capital:</u>		
<i>(Increase) / decrease in operating assets:</i>		
Inventories	1,053.78	(933.76)
Trade receivables	127.31	150.85
Other financial Current assets	6.92	(0.40)
Other financial Non Current assets	(7.38)	293.32
Other Current Assets	140.55	(369.11)
Other Bank Balance	(0.69)	0.01
Other non current assets	-	186.87
	1,320.49	(672.22)
<i>Increase / (decrease) in operating liabilities:</i>		
Trade payables	(381.94)	306.73
Other Current Financial Liabilities	(224.40)	148.18
Provisions	7.42	2.40
	(598.92)	457.31
Cash generated from operations	1,168.06	201.30
Net income tax paid (Net of Refund)	34.30	(43.54)
Net cash generated from operating activities (A)	1,202.36	157.76
B. Cash flow from investing activities		
Purchase of Property, Plant and Equipment	(497.58)	(1,838.40)
Investment in Mutual Fund	(640.00)	(269.00)
Interest income received	3.46	41.39
Net cash used in investing activities (B)	(1,134.13)	(2,066.01)
C. Cash flow from financing activities		
Repayment of finance Lease obligations	(3.91)	(3.57)
Interest expenses	(8.12)	(8.46)
Net cash used in financing activities (C)	(12.03)	(12.03)
Net Increase/(decrease) in Cash and cash equivalents (A+B+C)	56.20	(1,920.28)
Cash and cash equivalents at the beginning of the year	19.50	1,939.78
Cash and cash equivalents at the end of the year (Refer Note 12)	75.70	19.50

The accompanying notes are forming part of the financial statements.


In terms of our Report attached
For Maheshwari & Associates
Chartered Accountants
Firm Reg No:311008E



Sateesh Patil
Partner
Membership No. 227311

Place: Bangalore
Date: 23rd April, 2024



For and on behalf of the Board Of Directors


Sanjay Bahadur
Director
DIN: 00032590


Manisha Shetty
Director
DIN: 09466788

Place: Mumbai
Date: 23rd April, 2024



Tenax Pldlite India Private Limited
Statement of changes in equity for the year ended 31st March 2024

A. Equity share capital

₹ in Lakhs

Particulars	As at	
	31.03.2024	31.3.2023
Equity shares of Rs 100 each issued, subscribed and fully paid		
Balance at the beginning of the reporting year	60.00	60.00
Changes in equity share capital during the year	-	-
Balance at the end of the reporting year	60.00	60.00

B. Other equity

₹ in Lakhs

Particulars	Retained earning	Total Other Equity
Balance as on 1st April 2022	4,245.39	4,245.39
Profit for the year	272.23	272.23
Other Comprehensive Income for the year, net of taxes	-	-
Balance as on 31st March 2023	4,517.62	4,517.62
Profit for the year	242.01	242.01
Other Comprehensive Income for the year, net of taxes	1.95	1.95
Balance as at March 31, 2024	4,761.58	4,761.58

The accompanying notes are forming part of the financial statements.

In terms of our Report attached
For Maheshwari & Associates

Chartered Accountants
 Firm Reg.No:311008E

Sateesh Patil

Sateesh Patil
 Partner
 Membership No. 227311



For and on behalf of the Board Of Directors

Sanjay Bahadur

Sanjay Bahadur
 Director
 DIN: 00032590



Manisha Shetty

Manisha Shetty
 Director
 DIN: 09466788

Place: Bangalore
 Date: 23rd April, 2024

Place: Mumbai
 Date: 23rd April, 2024

Q

**Tenax Pidilite India Private Limited (Formerly Known as Tenax India Stone Products Private Limited)
Notes to the Financial Statements for the year ended 31st March 2024**

1. Corporate Information

Tenax Pidilite India Private Limited (Formerly Known as Tenax India Stone Products Private Limited) (Referred to as "The company") is engaged in the business of manufacture and trading of adhesives, coating, surface treatment chemicals and abrasives for the marble, granite and stone industry.

2. Significant Accounting Policies

2.1 Basis of preparation and presentation

(a) Statement of compliance

These financial statements are prepared in accordance with Indian Accounting Standards (Ind AS) notified under the Companies (Indian Accounting Standards) Rules, 2015 read with Section 133 of the Companies Act, 2013.

Accounting policies have been consistently applied except where a newly issued accounting standard is initially adopted or a revision to an existing accounting standard requires a change in the accounting policy hitherto in use.

(b) Basis of measurement

The financial statements have been prepared on a historical cost convention and on an accrual basis, except for the following material items that have been measured at fair value as required by relevant Ind AS:

- i. Certain financial assets and liabilities measured at fair value (refer accounting policy on financial instruments) and
- ii. Defined benefit and other long-term employee benefits.
- iii. The intangible assets and the right to use of an assets.

(c) Use of estimates and judgement

The preparation of financial statements in conformity with Ind AS requires management to make judgments, estimates and assumptions that affect the application of accounting policies and the reported amounts of assets, liabilities, income and expenses. Actual results may differ from these estimates. Estimates and underlying assumptions are reviewed on a periodic basis. Revisions to accounting estimates are recognized in the period in which the estimates are revised and in any future periods affected.

(d) Estimation of uncertainties relating to the global health pandemic from COVID-19 (COVID-19)

The Company has considered the possible effects that may result from the pandemic relating to COVID - 19 on the carrying amounts of receivables and unbilled revenues. In developing the assumptions relating to the possible future uncertainties in the global economic conditions because of this pandemic, the Company, as at the date of approval of these financial statements has used internal and external sources of information. The Company has performed sensitivity analysis on the assumptions used and based on current estimates expects the carrying amount of these assets will be recovered. The impact of COVID -19 on the Company's financial statements may differ from that estimated as at the date of approval of these financial statements.

(e) Current versus non-current classification

The Company presents assets and liabilities in the balance sheet based on current / non-current classification.



Tenax Pidilite India Private Limited (Formerly Known as Tenax India Stone Products Private Limited)
Notes to the Financial Statements for the year ended 31st March 2024

An asset is treated as current when it is:

- Expected to be realised or intended to be sold or consumed in normal operating cycle,
- Held primarily for the purpose of trading,
- Expected to be realised within twelve months after the reporting period, or
- Cash or cash equivalent unless restricted from being exchanged or used to settle a liability for at least twelve months after the reporting period.

All other assets are classified as non-current.

A liability is current when:

- It is expected to be settled in normal operating cycle,
- It is held primarily for the purpose of trading,
- It is due to be settled within twelve months after the reporting period, or
- There is no unconditional right to defer the settlement of the liability for at least twelve months after the reporting period.

The Company classifies all other liabilities as non-current.

Deferred tax assets and liabilities are classified as non-current assets and liabilities.

The operating cycle is the time between the acquisition of assets for processing and their realisation in cash and cash equivalents. The Company has identified twelve months as its operating cycle.

(f) These financial statements are presented in Indian Rupees (₹) which is the Company's functional currency. All financial information presented in (₹) has been rounded to the nearest lakhs (up to two decimals), except when indicated otherwise.

2.2 Revenue recognition

a) Sale of goods

Revenue from contract with customers is recognised when the Company satisfies performance obligation by transferring promised goods to the customer. Performance obligations are satisfied at a point of time or over a period of time. Performance obligations satisfied over a period of time are recognised as per the terms of relevant contractual agreements/arrangements. Performance obligations are said to be satisfied at a point of time when the customer obtains controls of the asset. Revenue is measured based on transaction price, which is the fair value of the consideration received or receivable, stated net of discounts, returns and value added tax. Transaction price is recognised based on the price specified in the contract, net of the estimated sales incentives/discounts. Accumulated experience is used to estimate and provide for the discounts/right of return, using the expected value method.

(b) Service income

Revenue from services is recognised at the fair value of the consideration received or receivable for services rendered in the periods in which the services are rendered on a prorated basis over the period or as per the terms of the contract.

(c) Interest income

Interest income from a financial asset is recognised when it is probable that the economic benefits will flow to the Company and the amount of income can be measured reliably. Interest income is accrued on a time



Tenax Pidilite India Private Limited (Formerly Known as Tenax India Stone Products Private Limited)
Notes to the Financial Statements for the year ended 31st March 2024

basis, by reference to the principal outstanding and at the effective interest rate applicable, which is the rate that exactly discounts estimated future cash receipts through the expected life of the financial asset to that asset's net carrying amount on initial recognition.

(d) Other Income

Scrap sales (i.e. Palates, drums and other packing material) is accounted for as and when it is sold.

2.3 Foreign Currencies

In preparing the financial statements of the company, transactions in currencies other than the company's functional currency (foreign currencies) are recognised at the rates of exchange prevailing at the dates of the transactions. At the end of each reporting period, monetary items (including financial assets and liabilities) denominated in foreign currencies are retranslated at the rates prevailing at that date. Gains or losses arising from these translations are recognised in the statement of Profit and Loss.

2.4 Taxation

Income tax expense represents the sum of the tax currently payable and deferred tax.

(a) Current Tax

The tax currently payable is based on taxable profit for the year. Taxable profit differs from 'profit before tax' as reported in the statement of profit and loss because of items of income or expense that are taxable or deductible in other years and items that are never taxable or deductible. The Company's current tax is calculated using applicable tax rates that have been enacted or substantively enacted by the end of the reporting period and the provisions of the Income Tax Act, 1961 and other tax laws, as applicable.

(b) Deferred Tax

Deferred tax is recognised on temporary differences between the carrying amounts of assets and liabilities in the financial statements and the corresponding tax bases used in the computation of taxable profit. Deferred tax liabilities are generally recognised for all taxable temporary differences. Deferred tax assets are generally recognised for all deductible temporary differences to the extent that it is probable that taxable profits will be available against which those deductible temporary differences can be utilised.

The carrying amount of deferred tax assets is reviewed at the end of each reporting period and reduced to the extent that it is no longer probable that sufficient taxable profits will be available to allow all or part of the asset to be recovered.

Deferred tax liabilities and assets are measured at the tax rates that are expected to apply in the period in which the liability is settled or the asset realised, based on tax rates (and tax laws) that have been enacted or substantively enacted by the end of the reporting period.

The measurement of deferred tax liabilities and assets reflects the tax consequences that would follow from the manner in which the Company expects, at the end of the reporting period, to recover or settle the carrying amount of its assets and liabilities.

(c) Current and deferred tax for the year

Current and deferred tax are recognised in profit or loss, except when they relate to items that are recognised in other comprehensive income or directly in equity, in which case, the current and deferred tax are also recognised in other comprehensive income or directly in equity respectively.



Tenax Pidilite India Private Limited (Formerly Known as Tenax India Stone Products Private Limited)
Notes to the Financial Statements for the year ended 31st March 2024

2.5 Fair value measurement

The Company measures financial instruments, such as, derivatives at fair value at each balance sheet date. Fair value is the price that would be received to sell an asset or paid to transfer a liability in an orderly transaction between market participants at the measurement date. The fair value measurement is based on the presumption that the transaction to sell the asset or transfer the liability takes place either:

- In the principal market for the asset or liability, or
- In the absence of a principal market, in the most advantageous market for the asset or liability. The principal or the most advantageous market must be accessible by the Company.

The fair value of an asset or a liability is measured using the assumptions that market participants would use when pricing the asset or liability, assuming that market participants act in their economic best interest.

A fair value measurement of a non-financial asset takes into account a market participant's ability to generate economic benefits by using the asset in its highest and best use or by selling it to another market participant that would use the asset in its highest and best use.

The Company uses valuation techniques that are appropriate in the circumstances and for which sufficient data are available to measure fair value, maximising the use of relevant observable inputs and minimising the use of unobservable inputs.

All assets and liabilities for which fair value is measured or disclosed in the financial statements are categorised within the fair value hierarchy, described as follows, based on the lowest level input that is significant to the fair value measurement as a whole:

- Level 1 — Quoted (unadjusted) market prices in active markets for identical assets or liabilities
- Level 2 — Valuation techniques for which the lowest level input that is significant to the fair value measurement is directly or indirectly observable
- Level 3 — Valuation techniques for which the lowest level input that is significant to the fair value measurement is unobservable

For assets and liabilities that are recognised in the financial statements on a recurring basis, the Company determines whether transfers have occurred between levels in the hierarchy by re-assessing categorisation (based on the lowest level input that is significant to the fair value measurement as a whole) at the end of each reporting period.

The Company's board determines the policies and procedures for both recurring fair value measurement, such as derivative instruments and unquoted financial assets measured at fair value, and for non-recurring measurement, such as assets held for distribution in discontinued operations.

External Valuers are involved for valuation of significant assets, such as properties and unquoted financial assets, and significant liabilities, such as contingent consideration. Involvement of external Valuers is decided upon annually by the board. Selection criteria include market knowledge, reputation, independence and whether professional standards are maintained. Valuers are normally rotated every three years. The board decides, after discussions with the Company's external Valuers, which valuation techniques and inputs to use for each case.

At each reporting date, the board analyses the movements in the values of assets and liabilities which are required to be remeasured or re-assessed as per the Company's accounting policies. For this analysis, the board verifies the major inputs applied in the latest valuation by agreeing the information in the valuation computation to contracts and other relevant documents. The board, in conjunction with the Company's external Valuers, also compares the change in the fair value of each asset and liability with relevant external sources to determine whether the change is reasonable. On an interim basis, the board and the Company's



Tenax Pidilite India Private Limited (Formerly Known as Tenax India Stone Products Private Limited)
Notes to the Financial Statements for the year ended 31st March 2024

external Valuers present the valuation results to the Company's independent auditors. This includes a discussion of the major assumptions used in the valuations.

For the purpose of fair value disclosures, the Company has determined classes of assets and liabilities on the basis of the nature, characteristics and risks of the asset or liability and the level of the fair value hierarchy as explained above.

2.6 Property, plant and equipment

(a) Property, plant and equipment acquired separately

Freehold land is stated at cost and not depreciated.

Buildings, plant and machinery, vehicles, furniture and office equipments are stated at cost less accumulated depreciation and accumulated impairment losses, if any.

Cost of an item of property, plant and equipment comprises its purchase price, including import duties and non-refundable purchase taxes, after deducting trade discounts and rebates, any directly attributable cost of bringing the item to its working condition for its intended use and estimated costs of dismantling and removing the item and restoring the site on which it is located.

Properties in the course of construction for production, supply or administrative purposes are carried at cost, less any recognised impairment loss. Cost of such self-constructed item includes professional fees. Such properties are classified to the appropriate categories of property, plant and equipment when completed and ready for intended use. Depreciation of these assets, on the same basis as other property assets, commences when the assets are ready for their intended use.

An item of property, plant and equipment is derecognised upon disposal or when no future economic benefits are expected to arise from the continued use of the asset. Any gain or loss arising on the disposal or retirement of an item of property, plant and equipment is recognised in profit or loss in the year of occurrence.

(b) Depreciation

Depreciation is provided so as to write off the cost of assets (other than freehold land and Capital work in progress) less their residual values over their useful lives, using the straight-line method. The estimated useful lives, residual values and depreciation method are reviewed at the end of each reporting period, with the effect of any changes in estimate accounted for on a prospective basis

Depreciation on Property, Plant and Equipment is provided, based on the estimated economic lives or using the rates specified in Schedule II to the Companies Act, 2013.

Type of Assets	Useful Life
Building	30 years
Plant & Machinery	6 to 25 years
Furniture & Fixtures	10 years
Office Equipment	3 to 6 years

2.7 Intangible Assets

Intangible assets with finite useful lives that are acquired separately are carried at cost less accumulated amortisation and accumulated impairment losses. Amortisation is recognised on a straight-line basis over their estimated useful lives. The estimated useful life and amortisation method are reviewed at the end of each reporting period, with the effect of any changes in



Tenax Pidilite India Private Limited (Formerly Known as Tenax India Stone Products Private Limited)
Notes to the Financial Statements for the year ended 31st March 2024

estimate being accounted for on a prospective basis. Intangible assets with indefinite useful lives that are acquired separately are carried at cost less accumulated impairment losses.

Useful lives of intangible assets

Estimated useful lives of the Intangible assets are as follows:

Type of Assets	Useful Life
Trade Mark	Indefinite Life
Computer Software	3-6 Years
Technical Know-how	10 Years

2.8 Impairment of tangible and intangible assets other than goodwill

At the end of each reporting period, the Company reviews the carrying amounts of its tangible and intangible assets to determine whether there is any indication that those assets have suffered an impairment loss. If any such indication exists, the recoverable amount of the asset is estimated in order to determine the extent of the impairment loss (if any). When it is not possible to estimate the recoverable amount of an individual asset, the Company estimates the recoverable amount of the cash-generating unit to which the asset belongs. When a reasonable and consistent basis of allocation can be identified, corporate assets are also allocated to individual cash-generating units, or otherwise they are allocated to the smallest group of cash-generating units for which a reasonable and consistent allocation basis can be identified.

Intangible assets with indefinite useful lives and intangible assets not yet available for use are tested for impairment at least annually, and whenever there is an indication that the asset may be impaired. Intangible assets with indefinite useful lives are tested for impairment annually at the cash generating unit level. The assessment of indefinite useful life is reviewed annually to determine whether the indefinite life continues to be supportable. If not, the change in useful life from indefinite to finite is made on a prospective basis.

Recoverable amount is the higher of fair value less costs of disposal and value in use

If the recoverable amount of an asset (or cash-generating unit) is estimated to be less than its carrying amount, the carrying amount of the asset (or cash generating unit) is reduced to its recoverable amount. An impairment loss is recognised immediately in profit or loss.

2.9 Inventories

Inventories are valued at lower of cost and net realisable value.

Cost of inventories is determined on weighted average basis. Cost for this purpose includes cost of direct materials, direct labour, excise duty and appropriate share of overheads.

Net realisable value represents the estimated selling price in the ordinary course of business less all estimated costs of completion and estimated costs necessary to make the sale.

Obsolete, defective, unserviceable and slow/ non-moving stocks are duly provided for and valued at net realisable value.



Tenax Pidilite India Private Limited (Formerly Known as Tenax India Stone Products Private Limited)
Notes to the Financial Statements for the year ended 31st March 2024

2.10 Provisions

Provisions are recognised when the Company has a present obligation (legal or constructive) as a result of a past event, it is probable that the Company will be required to settle the obligation, and a reliable estimate can be made of the amount of the obligation.

Provisions (excluding retirement benefits & Earn out Compensation) are not discounted to their present value and are determined based on the best estimate required to settle the obligation at the balance sheet date, taking into account the risks and uncertainties surrounding the obligation. These are reviewed at each balance sheet date and adjusted to reflect the current best estimates.

Contingent liabilities are not recognised but disclosed in the Notes to the Financial Statements.

Contingent assets are not recognised but disclosed in the Notes to the Financial Statements, where an inflow of economic benefits is probable.

2.11 Financial Instruments

Financial assets and financial liabilities are recognised when the company becomes a party to the contractual provisions of the instruments.

Financial assets and financial liabilities are initially measured at fair value. Transaction costs that are directly attributable to the acquisition or issue of financial assets and financial liabilities (other than financial assets and financial liabilities at fair value through profit or loss) are added to or deducted from the value of the financial assets or financial liabilities, as appropriate, on initial recognition. Transaction costs directly attributable to the acquisition of financial assets or financial liabilities at fair value through profit or loss are recognised immediately in profit or loss.

(a) Financial assets

All recognised financial assets are subsequently measured in their entirety at either amortised cost or fair value, depending on the classification of the financial assets.

Debt instruments that meet conditions based on purpose of holding assets and contractual terms of instrument are subsequently measured at amortised cost using effective interest method.

All other financial assets are measured at fair value.

Income is recognised on an effective interest basis for debt instruments other than those financial assets classified as at FVTPL. Interest income is recognised in profit or loss and is included in the "Other income" line item.

(b) Impairment of financial assets

The Company applies expected credit loss model for recognizing impairment loss on financial assets like trade receivables, financial assets measured at amortised cost, lease receivables and other contractual rights to receive cash or other financial assets. Expected credit losses are weighted average of credit losses with the respective risks of default occurring as the weights. Credit loss is the difference between all contractual cash flows that are due to the Company in accordance with the contract and all the cash flows that the Company expects to receive, discounted at original effective rate of interest.

For Trade receivables, the Company measures loss allowance at an amount equal to lifetime expected credit losses. The Company computes expected credit loss allowance based on a provision matrix which takes into account historical credit loss experience and adjusted for forward-looking information.



**Tenax Pidilite India Private Limited (Formerly Known as Tenax India Stone Products Private Limited)
Notes to the Financial Statements for the year ended 31st March 2024**

(c) Financial Liabilities

All financial liabilities are measured at amortised cost using effective interest method at the end of subsequent reporting periods. Interest expense is included in the Finance costs line item.

(d) Derecognition of financial assets and liabilities

The Company derecognises a financial asset when the contractual rights to the cash flows from the asset expire, or when it transfers the financial asset and substantially all the risks and rewards of ownership of the asset to another party.

The Company derecognises financial liabilities when the Company's obligations are discharged, cancelled or have expired.

(e) Derivative financial instruments

The Company enters into foreign exchange forward contracts to manage its exposure to foreign exchange rate risks.

Derivatives are initially recognised at fair value at the date the derivative contracts are entered into and are subsequently remeasured to their fair value at the end of each reporting period. The resulting gain or loss is recognised in profit or loss immediately.

2.12 Cash and cash equivalents (for purposes of Cash Flow Statement)

Cash and cash equivalents for the purpose of cash flow statement comprise cash at bank, cash in hand and short-term investments net of bank overdrafts with an original maturity of three months or less.

2.13 Employee benefits

Employee benefits include Provident Fund, Employee State Insurance Scheme, Gratuity Fund, Compensated Absences, Employee Medical Insurance and Anniversary Awards.

(a) Defined contribution plans

The Company's contribution to Provident Fund and Employee State Insurance Scheme are considered as defined contribution plans and are charged as an expense based on the amount of contribution required to be made and when services are rendered by the employees.

(b) Defined benefit plans

For defined benefit plans in the form of Gratuity Fund, the cost of providing benefits is determined using the Projected Unit Credit method, with actuarial valuations being carried out at each balance sheet date. Re-measurement, comprising actuarial gains and losses and the return on plan assets (excluding net interest) is reflected immediately in the Balance Sheet with a charge or credit recognised in Other comprehensive income in the period in which they occur. Re-measurement recognised in other comprehensive income is reflected immediately in retained earnings and is not reclassified to profit or loss. Past service cost is recognised immediately for both vested and the non-vested portion. The retirement benefit obligation recognised in the Balance Sheet represents the present value of the defined benefit obligation, as reduced by the fair value of scheme assets. Any asset resulting from this calculation is limited taking into account the present value of available refunds and reductions in future contributions to the schemes.



**Tenax Pidilite India Private Limited (Formerly Known as Tenax India Stone Products Private Limited)
Notes to the Financial Statements for the year ended 31st March 2024**

(c) Short term and other long term employee benefits

A liability is recognised for benefits accruing to employees in respect of wages and salaries, annual leave and sick leave in the period the related service is rendered at the undiscounted amount of the benefits expected to be paid in exchange for that service.

Liabilities recognised in respect of short-term employee benefits employee benefits are measured at the undiscounted amount of the benefits expected to be paid in exchange for the related service.

Liabilities recognised in respect of other long-term employee benefits are measured at the present value of the estimated future cash outflows expected to be made by the Company in respect of services provided by employees up to the reporting date.

2.14 Segment Reporting

Based on the "management approach" as defined in Ind AS 108 - Operating Segments, the Chief Operating Decision Maker evaluates the company performance based on appropriate segment classifications and allocates resources based on an analysis of various performance indicators by business segments.

The Company is primarily engaged in the business of trading marble chemicals. As per the Company's Chief Operating Decision Maker ("CODM"), the risks and returns from its sales do not vary materially. Accordingly, there are no other reportable segments as required to be reported under Ind AS 108 - 'Operating Segments.

2.15 Earnings Per Share (EPS)

Basic EPS is calculated by dividing the profit or loss attributable to equity shareholders of the Company by the weighted average number of equity shares outstanding during the period. Diluted EPS is determined by adjusting the profit or loss attributable to equity shareholders and the weighted average number of equity shares outstanding for the effects of all dilutive potential equity shares.

2.16 Leases

The Company evaluates if an arrangement qualifies to be a lease as per the requirements of Ind AS 116. Identification of a lease requires significant judgment. The Company uses significant judgement in assessing the lease term (including anticipated renewals) and the applicable discount rate.

The Company determines the lease term as the non-cancellable period of a lease, together with both periods covered by an option to extend the lease if the Company is reasonably certain to exercise that option; and periods covered by an option to terminate the lease if the Company is reasonably certain not to exercise that option. In assessing whether the Company is reasonably certain to exercise an option to extend a lease, or not to exercise an option to terminate a lease, it considers all relevant facts and circumstances that create an economic incentive for the Company to exercise the option to extend the lease, or not to exercise the option to terminate the lease. The Company revises the lease term if there is a change in the non-cancellable period of a lease.

The discount rate is generally based on the incremental borrowing rate specific to the lease being evaluated or for a portfolio of leases with similar characteristics.



Tenax Pidilite India Private Limited (Formerly Known as Tenax India Stone Products Private Limited)
Notes to the Financial Statements for the year ended 31st March 2024

2.17 Borrowings and Borrowing Cost

Borrowings are initially recognised at fair value, net of transaction costs incurred. Borrowings are subsequently measured at amortised cost. Any difference between the proceeds (net of transaction costs) and the redemption amount is recognised in profit or loss over the period of the borrowings using the effective interest method. Fees paid on the establishment of loan facilities are recognised as transaction costs of the loan to the extent that it is probable that some or all of the facility will be drawn down. In this case, the fee is deferred until the draw down occurs. To the extent there is no evidence that it is probable that some or all of the facility will be drawn down, the fee is capitalised as a prepayment for liquidity services and amortised over the period of the facility to which it relates.

Borrowings are removed from the balance sheet when the obligation specified in the contract is discharged, cancelled or expired. The difference between the carrying amount of a financial liability that has been extinguished or transferred to another party and the consideration paid, including any non-cash assets transferred or liabilities assumed, is recognised in profit or loss as other gains/(losses).

'Borrowings are classified as current liabilities unless the company has an unconditional right to defer settlement of the liability for at least 12 months after the reporting period. Where there is a breach of a material provision of a long-term loan arrangement on or before the end of the reporting period with the effect that the liability becomes payable on demand on the reporting date, the entity does not classify the liability as current, if the lender agreed, after the reporting period and before the approval of the financial statements for issue, not to demand payment as a consequence of the breach.

Borrowing costs directly attributable to the acquisition, construction or production of an asset that necessarily takes a substantial period of time to get ready for its intended use or sale are capitalised as part of the cost of the asset. All other borrowing costs are expensed in the period in which they occur. Borrowing costs consist of interest and other costs that an entity incurs in connection with the borrowing of funds. Borrowing cost also includes exchange differences to the extent regarded as an adjustment to the borrowing costs.

2.18 Share based payment

Share-based payment transactions of the Company Equity-settled share-based payments to employees providing similar services are measured at the fair value of the equity instruments at the grant date. The fair value determined at the grant date of the equity-settled share-based payments is expensed on a straight-line basis over the vesting period, based on the Company's estimate of equity instruments that will eventually vest, with a corresponding increase in equity.

2.19 Cash dividend and non-cash distribution to equity holders of the parent

The Company recognises a liability to make cash or non-cash distributions to equity holders of the parent when the distribution is authorised and the distribution is no longer at the discretion of the Company. As per the corporate laws in India, a distribution is authorised when it is approved by the shareholders. A corresponding amount is recognised directly in equity.

Non-cash distributions are measured at the fair value of the assets to be distributed with fair value re-measurement recognised directly in equity.

Upon distribution of non-cash assets, any difference between the carrying amount of the liability and the carrying amount of the assets distributed is recognised in the statement of profit and loss.



**Tenax Pidilite India Private Limited (Formerly Known as Tenax India Stone Products Private Limited)
Notes to the Financial Statements for the year ended 31st March 2024**

2.20 Critical accounting judgements and key sources of estimation uncertainty

The preparation of the Company's financial statements requires management to make judgements, estimates and assumptions that affect the application of accounting policies, reported amounts of assets, liabilities, income and expenses, and accompanying disclosures, and the disclosure of contingent liabilities. Application of accounting policies that require critical accounting estimates involving complex and subjective judgements and the use of assumptions in these financial statements. The estimates and associated assumptions are based on historical experience and other factors that are considered to be relevant. Actual results may differ from these estimates.

The estimates and underlying assumptions are reviewed on an ongoing basis. The effect of change in an accounting estimate is recognised prospectively in the period of change, if the change affects that period only or in the period of the change and future periods if the change affects both current and future periods.

2.21 Significant Accounting Judgments, Estimates and Assumptions

The preparation of financial statements in conformity with generally accepted accounting principles requires management to make estimates and assumptions that affect the reported amounts of assets and liabilities and disclosure of contingent liabilities at the date of the financial statements and the results of operations during the reporting period end. Although these estimates are based upon management's best knowledge of current events and actions, actual results could differ from these estimates. The estimates and underlying assumptions are reviewed on an ongoing basis. Revisions to accounting estimates are recognised in the period in which the estimate is revised if the revision affects only that period, or in the period of the revision and future periods if the revision affects both current and future periods.

Judgements: In the process of applying the company's accounting policies, management has made the following judgements, which have the most significant effect on the amounts recognised in the financial statements.

Estimates and assumptions: The key assumptions concerning the future and other key sources of estimation uncertainty at the reporting date, that have a significant risk of causing a material adjustment to the carrying amounts of assets and liabilities within the next financial year, are described below. The company based its assumptions and estimates on parameters available when the financial statements were prepared. Existing circumstances and assumptions about future developments, however, may change due to market changes or circumstances arising that are beyond the control of the company. Such changes are reflected in the assumptions when they occur.

Impairment of non-financial assets: Impairment exists when the carrying value of an asset or cash generating unit exceeds its recoverable amount, which is the higher of its fair value less costs of disposal and its value in use. The fair value less costs of disposal calculation is based on available data from binding sales transactions, conducted at arm's length, for similar assets or observable market prices less incremental costs for disposing of the asset. The value in use calculation is based on a DCF model. The cash flows are derived from the budget for the next five years and do not include restructuring activities that the company is not yet committed to or significant future investments that will enhance the asset's performance of the CGU being tested. The recoverable amount is sensitive to the discount rate used for the DCF model as well as the expected future cash-inflows and the growth rate used for extrapolation purposes. These estimates are most relevant to goodwill and other intangibles with indefinite useful lives recognised by the company.

Taxes: Deferred tax assets are recognised for unused tax losses to the extent that it is probable that taxable profit will be available against which the losses can be utilised. Significant management judgement is required to determine the amount of deferred tax assets that can be recognised, based upon the likely timing and the level of future taxable profits together with future tax planning strategies.



**Tenax Pidilite India Private Limited (Formerly Known as Tenax India Stone Products Private Limited)
Notes to the Financial Statements for the year ended 31st March 2024**

Fair value measurement of financial instruments: When the fair values of financial assets and financial liabilities recorded in the balance sheet cannot be measured based on quoted prices in active markets, their fair value is measured using valuation techniques including the DCF model. The inputs to these models are taken from observable markets where possible, but where this is not feasible, a degree of judgement is required in establishing fair values. Judgements include considerations of inputs such as liquidity risk, credit risk and volatility. Changes in assumptions about these factors could affect the reported fair value of financial instruments.

Provisions and contingent liabilities: The Company has ongoing litigations with various regulatory authorities and third parties. Where an outflow of funds is believed to be probable and a reliable estimate of the outcome of the dispute can be made based on management's assessment of specific circumstances of each dispute and relevant external advice, management provides for its best estimate of the liability. Such accruals are by nature complex and can take number of years to resolve and can involve estimation uncertainty.

Provisions and contingent liabilities: The Company has ongoing litigations with regulatory authorities and third parties. Where an outflow of funds is believed to be probable and a reliable estimate of the outcome of the dispute can be made based on management's assessment of specific circumstances of each dispute and relevant external advice, management provides for its best estimate of the liability. Such accruals are by nature complex and can take number of years to resolve and can involve estimation uncertainty.

2.22 Recent accounting pronouncements

The amendments to standards that are issued, but not yet effective, up to the date of issuance of the financial statements are disclosed below. The Company intends to adopt these standards, if applicable, when they become effective.

Recent pronouncements Ministry of Corporate Affairs ("MCA") notifies new standards or amendments to the existing standards under Companies (Indian Accounting Standards) Rules as issued from time to time. For the year ended March 31, 2024, MCA has not notified any new standards or amendments to the existing standards applicable to the Company.



Tenax Pidlite India Private Limited
Notes forming part of financial statements.

3. Property, plant and equipment		₹ in Lakhs	
Carrying amounts of:		31.03.2024	31.3.2023
Factory building on lease land		1,169.60	-
Plant & Machinery		1,290.44	283.82
Furniture & Fixtures		32.11	0.35
Office Equipments		57.01	2.67
Total		2,549.16	286.84

Cost (Gross Block)		₹ in Lakhs			
	Factory building on lease land	Plant & Machinery	Furniture & Fixtures	Office Equipment	Total
Balance at April 01, 2022	-	308.44	0.40	4.38	313.22
Additions	-	-	-	-	-
Balance at March 31, 2023	-	308.44	0.40	4.38	313.22
Additions	1,202.16	1,083.40	34.44	63.81	2,383.81
Balance at March 31, 2024	1,202.16	1,391.84	34.84	68.19	2,697.03

Accumulated depreciation		₹ in Lakhs			
	Factory building on lease land	Plant & Machinery	Furniture & Fixtures	Office Equipment	Total
Balance at April 01, 2022	-	4.07	0.01	0.68	4.76
Depreciation expense	-	20.55	0.04	1.03	21.62
Balance at March 31, 2023	-	24.62	0.05	1.71	26.38
Depreciation expense	32.56	76.78	2.68	9.47	121.48
Balance at March 31, 2024	32.56	101.40	2.73	11.18	147.87

Carrying amount (Net Block)		₹ in Lakhs			
	Factory building on lease land	Plant & Machinery	Furniture & Fixtures	Office Equipment	Total
Balance at April 01, 2022	-	304.37	0.39	3.70	308.46
Depreciation expense	-	20.55	0.04	1.03	21.62
Balance at March 31, 2023	-	283.82	0.35	2.67	286.84
Additions	1,202.16	1,083.40	34.44	63.81	2,383.81
Depreciation expense	32.56	76.78	2.68	9.47	121.48
Balance at March 31, 2024	1,169.60	1,290.44	32.11	57.01	2,549.16



4 Right of Use Assets

The Company has leased land for construction of factory for a period of 15 years entering into the lease arrangements with Pidilite Industries Limited. Accordingly the company has accounted for a Right To Use (ROU) asset and Lease Liability as per requirement of Ind AS 116.

The weighted average incremental borrowing rate applied to lease liabilities is 9.5% (As at 31st March 2023 - 9.5%)

Following are the changes in the carrying value of right of use assets for the year ended 31st March 2024 and 31st March 2023:

Particulars	₹ in Lakhs	
	31.03.2024	31.3.2023
Leasehold Land		
Gross block	96.87	96.87
Accumulated Depreciation	(19.44)	(13.32)
Closing Balance	77.43	83.55

The following is the break-up of current and non-current lease liabilities as at 31st March 2024 and 31st March 2023:

Particulars	₹ in Lakhs	
	31.03.2024	31.3.2023
Current lease liabilities	4.28	3.91
Non-current lease liabilities	82.59	86.87
Closing Balance	86.87	90.78

The following is the movement in lease liabilities during the year ended 31st March 2024 and 31st March 2023:

Particulars	₹ in Lakhs	
	31.03.2024	31.3.2023
Balance at the beginning	90.78	94.35
Additions	-	-
Finance cost accrued during the period	8.12	8.46
Payment of lease liabilities	12.03	12.03
Balance at the end	86.87	90.78

The table below provides details regarding the contractual maturities of lease liabilities as at 31st March 2024, at 31st March 2023 on an undiscounted basis:

Particulars	₹ in Lakhs	
	31.03.2024	31.3.2023
Less than one year	12.03	12.03
One to five years	48.12	48.12
More than five years	82.17	94.20
Balance at the end	142.32	154.35

The company does not face a significant liquidity risk with regard to its lease liabilities as the current assets are sufficient to meet the obligations related to lease liabilities as and when they fall due. The aggregate depreciation on ROU assets has been included under depreciation and amortisation expense in the Statement of Profit and Loss.

5. Capital Work in Progress

₹ in Lakhs

Particulars	As at 31.03.2024				
	Amount in CWIP for a period of				Total
	Less than 1 year	1-2 years	2-3 years	More than 3 years	
Projects in progress	-	-	-	-	-
Projects temporarily suspended	-	-	-	-	-

₹ in Lakhs

Particulars	As at 31.03.2023				
	Amount in CWIP for a period of				Total
	Less than 1 year	1-2 years	2-3 years	More than 3 years	
Projects in progress	1,838.40	60.03	-	-	1,898.43
Projects temporarily suspended	-	-	-	-	-

Note: The Capital Work in Progress pertains to a manufacturing plant. There is no Capital Work in Progress, whose cost has exceeded compared to its original plan. Further, there is no project which has been suspended temporarily either in current year or previous year.



Tenax Pidilite India Private Limited
Notes forming part of financial statements.

		₹ in Lakhs	
		31.03.2024	31.3.2023
6. Other Intangible assets			
Carrying amounts of			
Trade Mark		702.99	702.99
Computer Software		9.01	9.60
Technical Knowhow		49.21	57.45
		761.21	770.04

		₹ in Lakhs			
		Trade Mark	Computer Software	Technical Knowhow	Total
Cost (Gross block)					
Balance at April 01, 2022		702.99	12.47	82.41	797.87
Additions		-	-	-	-
Balance at March 31, 2023		702.99	12.47	82.41	797.87
Additions		-	1.60	-	1.60
Balance at March 31, 2024		702.99	14.07	82.41	799.47

		Trade Mark	Computer Software	Technical Knowhow	Total
Accumulated amortisation and impairment					
Balance at April 01, 2022		-	0.89	16.72	17.61
Amortisation expense		-	1.98	8.24	10.22
Balance at March 31, 2023		-	2.87	24.96	27.83
Amortisation expense		-	2.19	8.24	10.43
Balance at March 31, 2024		-	5.06	33.20	38.26

		Trade Mark	Computer Software	Technical Knowhow	Total
Carrying amount (Net Block)					
Balance at April 01, 2022		702.99	11.58	65.69	780.26
Amortisation expense		-	1.98	8.24	10.22
Balance at March 31, 2023		702.99	9.60	57.45	770.04
Additions		-	1.60	-	1.60
Amortisation expense		-	2.19	8.24	10.43
Balance at March 31, 2024		702.99	9.01	49.21	761.21



Tenax Pidlite India Private Limited
Notes forming part of financial statements.

7 Other Non current Financial Assets	₹ in Lakhs	
	As at 31.03.2024	As at 31.03.2023
Security Deposits with Gujarat Electricity Board	15.64	8.26
TOTAL	15.64	8.26

8 Other Non current Assets	₹ in Lakhs	
	As at 31.03.2024	As at 31.03.2023
Capital Advances	17.33	17.33
TOTAL	17.33	17.33

9 Inventories (At lower of cost and net realizable value)	₹ in Lakhs	
	As at 31.03.2024	As at 31.03.2023
Raw Material & Packing Material (refer note (a) below)	287.82	907.12
Work-in-Progress	24.44	19.32
Stock in Trade (refer note (a) below)	144.92	433.41
Finished Goods	42.78	195.02
Stores & Spares	1.13	-
TOTAL	501.09	1,554.87

Note:

- a.i. Includes goods in transit stock in trade and raw material ₹ 126.72 lakhs (Includes Goods in transit raw material & packing material ₹424.21 lakhs as on 31.03.2023)
- a.ii. The cost of inventories includes provision for stock in trade ₹ 70.77 lakhs and raw materials ₹ 1.35 lakhs. (as on 31.03.2023 - ₹ 56.55 lakhs)

10 Investments	₹ in Lakhs	
	As at 31.03.2024	As at 31.03.2023
Investment in Mutual Fund measured at fair value through profit or loss (Refer below note)	971.58	293.15
TOTAL	971.58	293.15

	As at 31.03.2024		As at 31.03.2023	
	Unit	Amount	Unit	Amount
Tata overnight fund - direct plan - growth	1,512.94	19.11	24,610.41	291.04
Tata ultra short term fund - direct plan - growth	35,15,741.26	475.97	10,057.01	1.27
Tata liquid fund - direct plan - growth	12,505.71	476.50	23.78	0.84
		971.58		293.15

Investment in quoted mutual fund



Tenax Pidlite India Private Limited
Notes forming part of financial statements.

11 Trade Receivables

₹ in Lakhs

	As at 31.03.2024	As at 31.03.2023
Unsecured, considered good	258.06	385.37
Considered Doubtful	-	5.25
	<u>258.06</u>	<u>390.62</u>
Less: Allowances for Expected Credit Loss	-	5.25
TOTAL	<u>258.06</u>	<u>385.37</u>

Particulars	As at 31.03.2024						
	Outstanding for following periods from due date of payment						
	Not Due	Less than 6 months	6 months - 1 year	1-2 years	2-3 years	More than 3 years	Total
(i) Undisputed trade receivables - considered good	258.06	-	-	-	-	-	258.06
(ii) Undisputed trade receivables - considered doubtful	-	-	-	-	-	-	-
(iii) Disputed trade receivables - considered good	-	-	-	-	-	-	-
(iv) Disputed trade receivables - considered doubtful	-	-	-	-	-	-	-
Total	258.06	-	-	-	-	-	258.06
Less: Allowance for doubtful	-	-	-	-	-	-	-
Net Trade Receivable	258.06	-	-	-	-	-	258.06

Particulars	As at 31.03.2023						
	Outstanding for following periods from due date of payment						
	Not Due	Less than 6 months	6 months - 1 year	1-2 years	2-3 years	More than 3 years	Total
(i) Undisputed trade receivables - considered good	248.90	131.65	-	4.82	-	-	385.37
(ii) Undisputed trade receivables - considered doubtful	-	-	5.25	-	-	-	5.25
(iii) Disputed trade receivables - considered good	-	-	-	-	-	-	-
(iv) Disputed trade receivables - considered doubtful	-	-	-	-	-	-	-
Total	248.90	131.65	5.25	4.82	-	-	390.62
Less: Allowance for doubtful	-	-	5.25	-	-	-	5.25
Net Trade Receivable	248.90	131.65	-	4.82	-	-	385.37



Tenax Pidlite India Private Limited
Notes forming part of financial statements.

12 Cash and Cash Equivalents

		₹ in Lakhs	
		As at 31.03.2024	As at 31.03.2023
Balances with banks			
In Current Account		75.70	19.50
	TOTAL	<u>75.70</u>	<u>19.50</u>

13 Bank Balances other than Cash and Cash Equivalents

		₹ in Lakhs	
		As at 31.03.2024	As at 31.03.2023
Fixed Deposits with banks			
In Fixed Deposit Accounts with original maturity of more than 3 months but less than 12 months		14.42	13.73
Earmarked Account			
Balances with unpaid dividend bank account (refer note below)		0.00	0.00
	TOTAL	<u>14.42</u>	<u>13.73</u>

Note: Amount as at 31.03.2024 is Rs. 13 after netting off bank charges of Rs. 354 (31.03.2023 - Rs. 367)

14 Financial Assets - Others - Current

		₹ in Lakhs	
		As at 31.03.2024	As at 31.03.2023
Interest accrued on fixed deposit		0.86	0.69
Receivable against forward contract		-	5.91
Deposit with Electricity Board for temporary connection		-	1.18
	TOTAL	<u>0.86</u>	<u>7.78</u>

15 Other current Assets

		₹ in Lakhs	
		As at 31.03.2024	As at 31.03.2023
Unsecured, considered good			
Prepaid Expenses		10.59	0.9
Balances with Government Authorities		318.30	465.21
Advance to suppliers and employees		1.15	4.48
	TOTAL	<u>330.04</u>	<u>470.59</u>



16 Equity Share Capital

		₹ In Lakhs	
		As at 31.03.2024	As at 31.03.2023
Authorised Capital:			
60,000 Equity Shares of Rs.100 each	TOTAL	60.00	60.00
Issued, Subscribed and Paid up Capital:			
60,000 Equity Shares of Rs.100 each, fully paid-up	TOTAL	60.00	60.00

a. Reconciliation of the number of shares and amount outstanding at the beginning and at the end of the reporting year

	As at 31.03.2024		As at 31.03.2023	
	Number of Shares	₹ In Lakhs	Number of Shares	₹ In Lakhs
Equity Shares				
Shares outstanding at beginning of year	60,000	60.00	60,000	60.00
Shares issued during the year	-	-	-	-
Shares outstanding at end of the year	60,000	60.00	60,000	60.00

b. Rights, preferences and restrictions attached to shares

The Company has only one class of equity shares having a par value of 100/- per share. Each holder of equity shares is entitled to one vote per share. The dividend proposed by the Board of Directors is subject to the approval of the shareholders in the ensuing Annual General Meeting, except in case of interim dividend. In the event of liquidation, the equity shareholders are eligible to receive the remaining assets of the Company after distribution of all preferential amounts, in proportion to their shareholding.

c. Shares held by holding company and subsidiary of holding company

42,000 Equity Shares (as at 31.03.2023 - 42,000 Equity shares) are held by Pidilite Industries Limited, the holding company.

d. Details of shareholders holding more than 5% shares in the Company:

	As at 31.03.2024		As at 31.03.2023	
	No. of Shares held	% of Holding	No. of Shares held	% of Holding
Pidilite Industries Ltd	42,000	70.00%	42,000	70.00%
Tenax S.P.A	17,999	29.99%	17,999	29.99%

e. There are no shares issued for consideration other than cash & shares bought back

f. Shareholding of Promoters and changes during the year:

Promoter	As at 31.03.2024			As at 31.03.2023		
	No. of Shares held	% of Holding	% Change	No. of Shares held	% of Holding	% Change
Pidilite Industries Ltd	42,000	70.00%	0%	42,000	70.00%	0%
Tenax S.P.A	17,999	29.99%	0%	17,999	29.99%	0%

17 Other Equity

		₹ In Lakhs	
		As at 31.03.2024	As at 31.03.2023
Retained Earnings			
Balance as per last financial statements		4,517.62	4,245.39
Add: Profit for the year		243.96	272.23
Closing Balance		4,761.58	4,517.62

This retained earnings represents the cumulative profits of the Company and effects of remeasurement of defined benefit obligations. This Reserve can be utilised in accordance with the provisions of the Companies Act, 2013.



Tenax Pidlite India Private Limited
Notes forming part of financial statements.

18 Deferred Tax Liabilities (Net)

	₹ in Lakhs	
	As at 31.03.2024	As at 31.3.2023
Property, Plant and equipment and Intangible Assets	198.11	126.61
Expenses disallowed on account of Sec 37 (1)	(1.13)	(1.82)
On account of timing difference in Lease liability and Right to use of Asset (Net)	(2.38)	(1.32)
	<u>194.60</u>	<u>123.47</u>

19 Trade Payables

	₹ in Lakhs	
	As at 31.03.2024	As at 31.3.2023
Trade Payables		
Total Outstanding dues to Micro Enterprises & Small Enterprises (Refer Note 36)	7.32	48.87
Total Outstanding dues to creditors other than Micro Enterprises & Small Enterprises	378.59	709.79
TOTAL	<u>385.91</u>	<u>758.66</u>

Particulars	As at 31.03.2024					
	Outstanding for following periods from due date of payment					
	Not Due	Less than 1 year	1-2 years	2-3 years	More than 3 years	Total
(i) MSME	-	7.32	-	-	-	7.32
(ii) Others	125.26	249.42	3.91	-	-	378.59
(iii) Disputed Dues - MSME	-	-	-	-	-	-
(iv) Disputed Dues - Others	-	-	-	-	-	-
Total	<u>125.26</u>	<u>256.74</u>	<u>3.91</u>	<u>-</u>	<u>-</u>	<u>385.91</u>

Particulars	As at 31.03.2023					
	Outstanding for following periods from due date of payment					
	Not Due	Less than 1 year	1-2 years	2-3 years	More than 3 years	Total
(i) MSME	48.87	-	-	-	-	48.87
(ii) Others	567.06	141.58	1.15	-	-	709.79
(iii) Disputed Dues - MSME	-	-	-	-	-	-
(iv) Disputed Dues - Others	-	-	-	-	-	-
Total	<u>615.93</u>	<u>141.58</u>	<u>1.15</u>	<u>-</u>	<u>-</u>	<u>758.66</u>

20 Other Current Financial Liabilities

	₹ in Lakhs	
	As at 31.03.2024	As at 31.3.2023
Creditors for Capital Goods	23.67	31.30
Retention Capital Goods	19.92	19.60
Provision for trade related schemes and reimbursements	-	219.09
Employee related payable	-	0.09
Payable against forward contract	0.07	-
TOTAL	<u>43.66</u>	<u>270.08</u>

21 Other Current Liabilities

	₹ in Lakhs	
	As at 31.03.2024	As at 31.3.2023
Statutory Remittances	36.48	34.46
TOTAL	<u>36.48</u>	<u>34.46</u>

22 Provisions

	Current		Non-Current		₹ in Lakhs
	31.03.2024	31.3.2023	31.03.2024	31.3.2023	
Provision for Employee Benefits (Refer Note 43)					
Gratuity	0.01	-	1.84	1.72	
Compensated absences	0.84	0.01	4.51	0.66	
	<u>0.85</u>	<u>0.01</u>	<u>6.35</u>	<u>2.38</u>	



23 Revenue From Operations

		₹ in Lakhs	
		For the year ended 31.03.2024	For the year ended 31.03.2023
Revenue From Operations			
Sale of Products		3,501.51	3,552.61
	TOTAL (A)	3,501.51	3,552.61
Other Operating Revenue			
Scrap Sales		4.42	-
Handling and Transportation Charges		-	0.66
	TOTAL (B)	4.42	0.66
Revenue from operations (A+B)	TOTAL	3,505.93	3,553.27

24 Other Income

		₹ in Lakhs	
		For the year ended 31.03.2024	For the year ended 31.03.2023
Interest on:			
Bank Deposit		0.96	37.11
Refund of Income Tax		2.50	4.28
Other Non-Operating Income:			
Gain on sale of Mutual Fund		18.06	23.90
Net gain arising on financial assets / Liabilities designated as at FVTPL		20.38	6.16
Provision no longer required written back		5.25	11.25
	TOTAL	47.15	82.70

25 Cost of Materials Consumed

		₹ in Lakhs	
		For the year ended 31.03.2024	For the year ended 31.03.2023
Raw Material at the beginning of the year		907.12	113.42
Add : Raw material to stock in trade		370.92	1,406.74
		1,278.04	1,520.16
Less : Raw Material at the end of the year		287.82	907.12
	TOTAL	990.22	613.04

26 Purchase of Stock in Trade

		₹ in Lakhs	
		For the year ended 31.03.2024	For the year ended 31.03.2023
Purchase of Stock in Trade		1,030.97	2,259.62
	TOTAL	1,030.97	2,259.62



27 Change in Inventories of Finished Goods, Work in Progress and Stock in Trade

	₹ in Lakhs	
	For the year ended 31.03.2024	For the year ended 31.03.2023
Inventories at end of the year		
Stock-in-Trade	144.92	433.41
Work-in-Progress	24.44	19.32
Finished Goods	42.78	195.02
(A)	<u>212.14</u>	<u>647.75</u>
Inventories at beginning of the year		
Stock-in-Trade	433.41	480.43
Work-in-Progress	19.32	4.19
Finished Goods	195.02	19.86
(B)	<u>647.75</u>	<u>504.48</u>
(B)-(A)	<u>435.61</u>	<u>-143.27</u>
TOTAL	<u>435.61</u>	<u>-143.27</u>

28 Employee Benefits Expense

	For the year ended 31.03.2024	For the year ended 31.03.2023
Salaries and Wages	121.73	-
Gratuity	2.74	-
Compensated absences	5.18	-
Staff Welfare Expenses	8.34	-
TOTAL	<u>137.99</u>	<u>-</u>

29 Finance Costs

	₹ in Lakhs	
	For the year ended 31.03.2024	For the year ended 31.03.2023
Interest on lease liability	8.12	8.46
Interest on others	5.37	3.35
TOTAL	<u>13.49</u>	<u>11.81</u>

30 Depreciation and Amortization Expense

	₹ in Lakhs	
	For the year ended 31.03.2024	For the year ended 31.03.2023
Depreciation on Tangible Assets (Refer Note 3)	121.48	21.62
Depreciation on right of use assets (Refer note 4)	6.12	6.12
Amortization of Intangible Assets (Refer Note 6)	10.43	10.22
TOTAL	<u>138.03</u>	<u>37.96</u>



31 Other Expenses

₹ in Lakhs

	For the year ended 31.03.2024	For the year ended 31.03.2023
Sub-contracting job work Charges	8.52	58.59
Warehousing Charges	50.21	68.28
Rent (Refer note 38)	0.89	-
Bank Charges	1.23	1.45
Manpower Supply Service Charges	177.45	202.64
Customs Clearing and forwarding charges	-	5.85
Transportation Charges	21.78	14.39
Rates and Taxes	1.02	0.79
Insurance	16.71	1.40
Repairs & Maintenance for Equipments and IT	6.22	6.38
Legal, Professional and Consultancy fees	21.98	11.63
Printing and Stationery	3.37	2.21
Travelling and Conveyance Expenses	36.89	6.37
Bad debts and advances written off	5.25	-
Payments to Auditor (Refer note 38)	4.00	4.00
Selling & Distribution Expenses	0.96	9.59
Net loss on foreign currency transactions and translation	9.18	96.62
Contribution to Corporate Social Responsibility (Refer note 42)	-	8.79
Utility expenses	30.23	-
Contract labour	32.92	-
Security charges	12.34	-
Plant store consumables	12.60	-
Loss on sale/damage of PPE	10.63	-
Miscellaneous expenses	19.97	1.96
TOTAL	484.35	500.94



32 Contingent Liabilities and Commitments

	₹ in Lakhs	
	As at 31.03.2024	As at 31.03.2023
A) Contingent liabilities not provided for:		
Claims against the Company not acknowledge as debts comprise:		
Direct tax matters	-	-
Indirect tax matters	-	-
TOTAL	-	-
B) Commitments:		
Estimated amount of contracts, net of advances, remaining to be executed for the acquisition of property, plant and equipment and not provided for	28.11	110.61
TOTAL	28.11	110.61

33 Earnings Per Share (EPS)

The following reflects the Profit and Share data used in the Basic and Diluted EPS computations:

	₹ in Lakhs	
	For the year ending 31.03.2024	For the year ending 31.03.2023
Basic and Diluted:		
Total Operations for the year / period		
Profit for the year	242.01	272.23
Weighted average number of equity shares for calculating basic and diluted EPS	60,000	60,000
Par value per share	100	100
Earning per share (Basic and Diluted)	403.35	453.72

34 Segment information

The Company is operating in a single segment i.e. manufacturing and trading of chemicals (marble processing products, surface processing products, smoothing and polishing products, resins, mastics, abrasives, polishes). The Chief officer of Decision making (CODM) does not segregate the activities or products as a segment, reviews them as single segment and hence, the segment reporting as per IND AS 108 is not applicable.

35 Unhedged Foreign Currency (FC) Exposure that have not been hedged by a Derivative Instruments otherwise are as Follows:

	For the year ending 31.03.2024		For the year ending 31.03.2023	
	In Euros	₹ in Lakhs	In Euros	₹ in Lakhs
Receivable:				
Tenax SPA	-	-	5,669.89	4.82
Payable:				
Tenax SPA	2,05,540.98	184.72	38,447.24	34.36



36 Disclosures required under Section 22 of Micro, Small and Medium Enterprise Development Act, 2006

	₹ in Lakhs	
	As at 31.03.2024	As at 31.03.2023
(i) Principal amount remaining unpaid to any SME supplier as at the end of the accounting year	-	45.43
(ii) Interest due thereon remaining unpaid to any supplier as at the end of the accounting year	3.87	3.44
(iii) The amount of interest paid along with the amounts of the payment made to the supplier beyond the appointed day	-	-
(iv) The amount of interest due and payable for the year	3.87	-
(v) The amount of interest accrued and remaining unpaid at the end of the accounting year	7.32	3.44
(vi) The amount of further interest due and payable even in the succeeding year, until such date when the interest dues as above are actually paid	-	-
TOTAL	7.32	48.87

(The principal dues includes pertaining to creditors for capital goods as at 31st March 2024 is Rs. 23 lacs and 31st March 2023 is Nil)

The above information regarding dues to Micro and Small Enterprises has been determined to the extent such parties have been identified on the basis of information collected with the Company.

37 Details of Payments to Auditor

	₹ in Lakhs	
	For the year ended 31.03.2024	For the year ended 31.03.2023
Audit fees	4.00	4.00
	4.00	4.00

38 The Short-term Lease Disclosure

The Company had entered into leases for office premises and ware house, that are renewable on a periodic basis and are cancellable by giving the notice from one month to three months. There are escalation clause in the agreement and there are no restrictions imposed in the lease arrangements. There are no subleases and contingent rents.

The Company has incurred 0.89 lacs for the year ending 31st March 2024 (for the year ending 31st March 2023: Rs. 3.92 lacs) towards minimum lease payment, same has been shown in capital work in progress being factory pre-operative expenditure. There are no Non cancellable lease commitments on account of these short term leases.

The Company is availing the exemption available for short-term and low value lease under IND AS 116.



Tenax Pldlite India Private Limited
Notes forming part of financial statements.

39 Financial Instrument

a Capital Management

The Company manages its capital to ensure that it is able to continue as going concerns while maximising the return to stakeholders through the optimum utilisation of the equity balance. The capital structure of the Company consists of only equity of the Company. The Company is not subject to any externally imposed capital requirements. The Company did not have any debt as on 31st March 2024 and as at 31st March 2023.

b Categories of financial instruments

	₹ in Lakhs	
	31.03.2024	31.03.2023
Financial assets		
Measured at amortised cost -		
Trade Receivables	258.06	385.37
Other Financial Assets	16.49	16.04
Cash and bank balances	75.70	19.50
Bank Balances other than Cash and Cash equivalents above	14.42	13.73
Measured at fair value through profit or loss -		
Investment	971.58	293.15
Financial liabilities		
Measured at fair value through profit or loss -		
Lease liability	86.87	90.78
Measured at amortised cost -		
Trade Payables	385.91	758.66
Other Financial Liabilities	43.66	270.08

c Financial risk management objectives

Liquidity risk management

Liquidity risk refers to the risk that the Company will encounter difficulty in meeting its financial obligation as they fall due. The Company's financial assets are higher than liabilities as on 31st March 2024 and as on 31st March 2023. Also it has robust cash flows generating from operations and cash and bank balances, hence the company does not foresee any liquidity risk.

Credit risk management

Credit risk refers to risk that a counterparty will default on its contractual obligations resulting in financial loss to the Company. Credit risk arises primarily from financial assets such as trade receivables and other balances with banks. The Company deals with counterparties that have high credit rating. The exposure and credit ratings of its counterparties are continuously monitored. The Company also deals with a limited number of customers with good credit standing and are continuously monitored. The Company makes a provision for doubtful debts based on lifetime Expected Credit Loss Model (ECL) method.

d Market risk

Market risk is the risk that the fair value of future cash flows of a financial instrument will fluctuate because of changes in market prices. Market risk comprises three types of risk - interest rate risk, currency risk and other price risk, such as equity price risk and commodity risk. Financial instruments affected by market risk include loans and borrowings, deposits, financial assets and liabilities and derivative financial instruments.



Note 39 Continued

f **Fair value of the Company's financial assets and financial liabilities that are not measured at fair value**
Except as detailed in the following table, the directors consider that the carrying amounts of financial assets and financial liabilities recognised in the financial statements approximate their fair values.

Particulars	31.03.2024		31.03.2023	
	Carrying amount	Fair value	Carrying amount	Fair value
Financial assets				
Investment	971.58	971.58	293.15	293.15
Trade Receivables	258.06	258.06	385.37	385.37
Cash and cash equivalents	75.70	75.70	19.50	19.50
Bank Balances other than Cash and Cash equivalents above *	14.42	14.42	13.73	13.73
Others	16.49	16.49	16.04	16.04
Total	1,336.27	1,336.27	727.79	727.79
Financial liabilities				
Trade Payables	385.91	385.91	758.66	758.66
Lease Liability	86.87	86.87	90.78	90.78
Other Financial Liabilities	43.66	43.66	270.08	270.08
Total	516.44	516.44	1,119.52	1,119.52


g **Fair value hierarchy**

The fair value of trade receivables, current loans, other current financial assets, current borrowings, trade payables and other current financial liabilities is considered to be equal to the carrying amounts of these items due to their short-term nature. The following table provides an analysis of financial instruments and other items that are measured at fair value and have been grouped into Level 1, 2 and Level 3 below:

Particulars	Fair value hierarchy	Fair value	
		31.03.2024	31.03.2023
A Financial Assets			
a) Measured at amortised cost			
Other financial assets	2	273.70	393.63
Cash and cash equivalents	1	75.70	19.50
Bank Balances other than Cash and Cash equivalents above	1	14.42	13.73
b) Measured at FVTPL:			
Trade Mark	2	702.99	702.99
Right to Use an Asset	2	77.43	83.55
Investment	1	971.58	293.15
B Financial Liabilities			
a) Measured at amortised cost			
Other financial liabilities	2	429.57	1,028.74
b) Measured at FVTPL:			
Lease Liabilities	2	86.87	90.78

₹ in Lakhs

There were no transfers between Level 1, 2 and Level 3 during the year ended 31 March 2024 and 31 March 2023.



Note 39 Continued

e Foreign currency sensitivity analysis

The Company undertakes transactions denominated in foreign currencies; consequently, exposures to exchange rate fluctuations arise

The carrying amounts of the Company's foreign currency denominated monetary assets and monetary liabilities at the end of the reporting period are as follows.

Particulars	FC value in Foreign Currency		FC value in INR	
	31.03.2024 (EUR)	31.03.2023 (EUR)	31.03.2024 (INR)	31.03.2023 (INR)
Amounts recoverable in foreign currency on account of the following:				
Tenax SPA	-	5,669.89	-	4.82
Amounts payable in foreign currency on account of the following:				
Tenax SPA	2,30,115.83	5,45,416.51	207.48	492.53


The Company is mainly exposed to the EUR.

The following table details the Company's sensitivity to a 2% increase and decrease against the relevant foreign currencies. 2% is the sensitivity rate used when reporting foreign currency risk internally to key management personnel and represents management's assessment of the reasonably possible change in foreign exchange rates. The sensitivity analysis includes only outstanding foreign currency denominated monetary items and adjusts their translation at the period end for a 2% change in foreign currency rates

	EUR impact		₹ in Lakhs
	31.03.2024	31.03.2023	
Impact on profit or loss for the year when increase	4.15	9.85	
Impact on profit or loss for the year when decrease	4.15	9.85	

(i) This is mainly attributable to the exposure to outstanding Euro receivables and payables at the end of the reporting period.

In management's opinion, the sensitivity analysis is unrepresentative of the inherent foreign exchange risk because the exposure at the end of the reporting period does not reflect the exposure during the year.



Tenax Pidilite India Private Limited
Notes forming part of financial statements.

40 Related Party Disclosures:

A Names of related parties and nature of relationship, where control exists.

- (i) Holding Company:
Pidilite Industries Ltd
(ii) Investor Company:
Tenax S.P.A

B List of Related Parties with whom transactions have taken place during the year:

- (i) Holding Company:
Pidilite Industries Ltd
(ii) Investor Company:
Tenax S.P.A
(iii) Company owned by Investor company:
Tenax India Industrial Chemicals Pvt.Ltd.
(iv) Entities under common control:
Pidilite Grupo Puma Manufacturing Ltd
ICA Pidilite Pvt. Ltd

C Aggregate related parties disclosure:

₹ In Lakhs


Sl No	Particulars	Holding Company (Pidilite Industries Ltd.)	Investor Company (Tenax S.P.A.)	Company owned by Investor company (Tenax India Industrial Chemicals Pvt.Ltd.)	Entities under common control (Pidilite Grupo Puma Manufacturing Ltd.)	Entities under common control (ICA Pidilite Pvt. Ltd.)
Transactions:-						
1	Purchases	4.55 (16.96)	448.72 (2725.17)	133.53 (313.45)	- (6.25)	39.54 (11.27)
2	Sales (Net of schemes)	3,429.65 (3330.86)	-	-	-	-
3	Sale deed registration charges	- (0.79)	-	-	-	-
4	Expenses payable towards services received:-					
i.	Manpower Supply Service Charges	196.06 (201.75)	-	-	-	-
ii.	Lease Rentals Paid	12.03 (12.03)	-	-	-	-
iii.	Processing Charges	8.52 (58.59)	-	-	-	-
iv.	Reimbursement of expenses	4.40 (6.38)	-	-	-	-
v.	Reimbursement of plant inauguration expenses	11.80	-	-	-	-
vi.	Sales Promotion	- (5.25)	-	-	-	-
Balances Outstanding:-						
i.	Receivable	257.81 (380.54)	(4.82)	-	-	-
ii.	Payable	5.39 (302.95)	207.48 (492.53)	8.73 (17.08)	(7.37)	(13.30)

Figures from Tenax SPA includes transport charges paid to Tenax SPA on imports

* Exclusive of Goods and service tax

Note: The information is based on the name of parties as identified by the management.

Figures in () represent last year's figures



Tenax Pidlite India Private Limited
Notes forming part of financial statements.

41 Taxes

A Deferred Tax

Deferred tax assets/(liabilities) in relation to:

a 2023-24

₹ in Lakhs

	Opening Balance	Recognised in Profit and Loss	Recognised in OCI	Closing balance
Property, Plant and Equipment	(126.61)	(71.50)	-	(198.11)
Lease Liability	1.82	0.58	-	2.37
Provision for Doubtful Debts	1.32	(1.32)	-	-
Gratuity and compensated absences	-	1.79	(0.66)	1.13
Total	(123.47)	(70.45)	(0.66)	(194.60)

2022-23

₹ in Lakhs

	Opening Balance	Recognised in Profit and Loss	Recognised in OCI	Closing balance
Property, Plant and Equipment	(100.11)	(26.50)	-	(126.61)
Lease Liability	1.18	0.64	-	1.82
Provision for Doubtful Debts	1.71	(0.39)	-	1.32
Total	(97.23)	(26.25)	-	(123.47)

B Income Tax

a Income tax recognised in profit or loss Year

₹ in Lakhs

	For the year ended 31.03.2024	For the year ended 31.03.2023
In respect of current year:-		
Current tax	9.96	57.39
Deferred tax	70.45	26.25
Total income tax expense recognised in the current year relating to continuing operations	80.41	83.63

b The income tax expense for the year can be reconciled to the accounting profit as follows:

₹ in Lakhs

	For the year ended 31.03.2024	For the year ended 31.03.2023
Profit before tax from operations	322.42	355.87
Income tax expense calculated	25.17%	25.17%
	81.15	89.57
Effect of expenses that are not deductible in determining taxable profit	42.47	14.54
Effect of expenses that are deductible in determining taxable profit	(116.48)	(50.45)
Effect of income which are charged at different tax rate	2.82	3.73
Effect of deferred tax on timing differences	70.45	26.25
Income tax expense recognised in profit or loss (relating to continuing operations)	80.41	83.63

42 Corporate Social Responsibility

₹ in Lakhs

	For the year ended 31.03.2024	For the year ended 31.03.2023
a) Amount required to be spent during the year	NA	8.79
b) Amount of expenditure incurred	NA	8.79
c) Shortfall at the end of the year	NA	-
d) Total of previous years shortfall,	NA	-
e) Reason for shortfall,	NA	NA
f) Nature of CSR activities,	Women Empowerment & Education	
g) Details of related party transactions, e.g., contribution to a trust controlled by the company in relation to CSR expenditure as per relevant Accounting Standard	NA	NA
h) Where a provision is made with respect to a liability incurred by entering into a contractual obligation, the movements in the provision during the year should be shown separately.	NA	NA

Note: The CSR expenditure has been contributed to Triveni Kalyan Foundation towards women empowerment and education for the year ending 31st March 2024 and 31st March 2023 as per CSR Policy of the company.



43 Employee Benefits

The Company has classified various employee benefits as under:

(A) Defined Contribution Plans

(a) Provident Fund

(b) State Defined Contribution Plan - Employers' Contribution to Employees' State Insurance

The Provident Fund and the State Defined Contribution Plans are operated by the Regional Provident Fund Commissioner as applicable for all eligible employees. Under the schemes, the Company is required to contribute a specified percentage of payroll cost to the retirement benefit schemes to fund the benefits. These funds are recognised by the Income Tax Authorities

(B) Defined Benefit Plan

Gratuity

i) Change in the present value of defined benefit obligation

₹ in Lakhs

	31.03.2024	31.03.2023
1 Present value of defined benefit obligation at the beginning of the year	1.72	-
2 Current service cost	2.62	1.72
3 Interest cost/income	0.13	-
4 Remeasurements (gains)/ losses included in OCI		
Actuarial (gains)/ losses arising from changes in demographic assumption	(1.91)	-
Actuarial (gains)/ losses arising from changes in financial assumption	(0.57)	-
Actuarial (gains)/ losses arising from changes in experience adjustment	(0.13)	-
5 Past Service cost	-	-
6 Benefits paid	-	-
7 Present value of defined benefit obligation at the end of the year	1.85	1.72

ii) Net (Asset)/Liability recognised in the Balance Sheet as at

₹ in Lakhs

	31.03.2024	31.03.2023
1 Present value of defined benefit obligation as at 31st March	1.85	1.72
2 Fair value of plan assets as at 31st March	-	-
3 Surplus/(Deficit)	1.85	1.72
4 Current portion of the above (Refer Note 22)	0.01	-
5 Non current portion of the above (Refer Note 22)	1.84	1.72

iii) Assumptions

Financial Assumptions	31.03.2024	31.03.2023
1 Discount rate	7.19%	7.50%
2 Salary increase rate	Next year 8.50%, thereafter 6.50%	10.00%
Demographic Assumptions		
1 Mortality Rate	IALM (2012-14) Ultimate	IALM (2012-14) Ultimate
2 Withdrawal Rate	14.00%	2.70%
3 Retirement age	60 years	60 years

iv) Sensitivity Analysis

₹ in Lakhs

Quantitative sensitivity analysis for significant assumption is as below	31.03.2024	31.03.2023
Discount rate		
1 Discount rate - 100 basis points	2,00,985	2,09,377
2 Discount rate - 100 basis points impact (%)	8.75%	22.05%
3 Discount rate + 100 basis points	1,70,519	1,41,549
4 Discount rate + 100 basis points impact (%)	-7.74%	-17.49%
Salary increase rate		
1 Rate - 100 basis points	1,69,529	1,41,269
2 Rate - 100 basis points impact (%)	-8.27%	-17.65%
3 Rate + 100 basis points	2,01,848	2,08,985
4 Rate + 100 basis points impact (%)	9.22%	21.82%

v) Expected Future Cashflows

₹ in Lakhs

	31.03.2024	31.03.2023
Year 1	0.00	0.00
Year 2	0.00	0.00
Year 3	0.12	0.00
Year 4	0.25	0.02
Year 5	0.31	0.05
Year 6 to 10	1.19	0.29
Above 10 years	1.82	8.70

vi) Average Expected Future Working Life (years)

6.91

20.08

The estimate of future salary increases, considered in actuarial valuation, takes account of inflation, seniority, promotion and other relevant factors, such as supply and demand in the employment market.



Tenax Pidlite India Private Limited
Notes forming part of financial statements.

44 Ratios:-

The following are analytical ratios for the year ended 31st March 2024 and 31st March 2023:-

Particulars	Numerator	Denominator	31.03.2024	31.03.2023	Variance	Note
Current Ratio	Current Assets	Current Liabilities	4.6	2.6	74%	1
Return on Equity Ratio	Net Profit after taxes	Average Shareholder's funds	5.1%	6.1%	-16%	
Inventory turnover ratio	Cost of Goods Sold	Average Inventory	2.4	2.5	-5%	
Trade Receivables turnover ratio	Revenue	Average Trade Receivables	10.9	7.7	41%	2
Trade payables turnover ratio	Cost of Goods Sold	Average Trade Payables	4.3	4.9	-12%	
Net capital turnover ratio	Revenue	Working Capital	2.1	2.1	0%	
Net profit ratio	Net Profit before tax	Revenue	9.2%	10.0%	-8%	
Return on Capital employed	Profit before Interest and taxes	Average Capital Employed	6.9%	7.9%	-13%	
Return on investment	Income from Investment	Cost of Investment	7.9%	8.0%	-1%	
Debt-Equity Ratio	Debt service	Equity	NA	NA	NA	
Debt Service Coverage Ratio	Earnings available for debt service	Debt service	NA	NA	NA	

1. Improve in working capital strategy by reducing excess inventory.
2. Improve in average debtor collection from previous year.

45 Approval of financial statements: The financial statements were approved for issue by the board of directors on 23rd April 2024.

46 The amounts and disclosures included in the financial statements of the previous year have been reclassified and regrouped wherever necessary.

The accompanying notes are forming part of the financial statements.

In terms of our Report attached
For Maheshwari & Associates
Chartered Accountants
Firm Reg.No:311008E



Sateesh Patil
Partner
Membership No. 227311

Place: Bangalore
Date: 23rd April, 2024

For and on behalf of the Board Of Directors


Sanjay Bahadur
Director
DIN: 00032590




Manisha Shetty
Director
DIN: 09466788

Place: Mumbai
Date: 23rd April, 2024

