

**Audited Ind AS Financial Statements**

**Of**

**CIPY POLYURETHANES PRIVATE LIMITED**

T-127, MIDC, Bhosari, Pune – 411026.

**For The Year Ended March 31, 2021**

**Auditors**

**D. R. Barve & Associates**

Chartered Accountants

461/1, Sadashiv Peth, Tilak Road  
Pune – 411030.



**D. R. BARVE & Associates**  
**Chartered Accountants**

CA D.R. Barve, B.Com., LL.B, FCA  
CA S.N. Agte, B.Com., FCA  
CA V.V. Pansare, B.Com, FCA,DISA

461/1, Sadashiv Peth,  
4<sup>th</sup> Floor, Tilak Road,  
Pune-411 030, India.  
Tel. 020-2445 3592  
Fax: 020-2445 5414

Email: [drb@drbarveandco.in](mailto:drb@drbarveandco.in)  
Website: [www.drbarveandco.in](http://www.drbarveandco.in)

---

**Independent Auditor's Report**

**To the Members of Cipy Polyurethanes Private Limited**

**Report on the Standalone Ind AS Financial Statements**

➤ **Opinion**

We have audited the accompanying Standalone Ind AS financial statements of **Cipy Polyurethanes Private Limited** ("the Company"), which comprise the Balance Sheet as at 31<sup>st</sup> March, 2021 and the Statement of Profit and Loss (including Other Comprehensive Income), the Cash Flow Statement and the Statement of Changes in Equity for the year then ended, and notes to financial statements, including a summary of the significant accounting policies and other explanatory information.

In our opinion and to the best of our information and according to the explanations given to us, the aforesaid Standalone Ind AS financial statements give the information required by the Act in the manner so required and give a true and fair view in conformity with the accounting principles generally accepted in India, of the state of affairs of the Company as at 31<sup>st</sup> March, 2021, and its Profit, total comprehensive income, its cash flows and the changes in equity for the year ended on that date.

➤ **Basis for Opinion**

We conducted our audit in accordance with standards on auditing (SAs) specified under section 143(10) of the Companies Act, 2013. Our responsibilities under those Standards are further described in Auditor's Responsibilities for the audit of the Financial Statements section of our report. We are independent of the company in accordance with the Code of Ethics issued by Institute of Chartered Accountants of India together with ethical requirements that are relevant to our audit of the financial statements under the provisions of the Companies Act, 2013 and the rules there under, and we have fulfilled our other ethical responsibilities in accordance with these requirements and Code of Ethics. We believe that the audit evidence we have obtained is sufficient and appropriate to provide a basis for our opinion.



**D. R. BARVE & Associates**  
**Chartered Accountants**  
CA D.R. Barve, B.Com., LL.B, FCA  
CA S.N. Agte, B.Com., FCA,  
CA V.V. Pansare, B.Com, FCA,DISA

Continuation Sheet.....

➤ **Key Audit Matters**

Key Audit Matters are those matters that, in our professional judgement, were of most significance in our audit of the financial statements of the current period. Those matters were addressed in context of our audit of the financial statements as a whole, and in forming our opinion thereon, and we do not provide a separate opinion on these matters.

➤ **Emphasis of Matter**

We draw your attention to Note 55 to the financial results, which describes the management's estimation of uncertainties relating to the global health pandemic from COVID-19 and its second wave. The management believes that no adjustments are required in the financial statements for the current financial year. However, in view of the various preventive measures taken (such as complete lock-down restrictions by the Government of India, travel restrictions etc.) and highly uncertain economic environment, a definitive assessment of the impact on the subsequent periods is highly dependent upon circumstances as they evolve which is fully described and which is self-explanatory in above note. Our opinion is not modified in respect of this matter.

➤ **Management's Responsibility for the Standalone Ind AS Financial Statements**

The Company's Board of Directors is responsible for the matters stated in Section 134(5) of the Companies Act, 2013 ("the Act") with respect to the preparation of these Standalone Ind AS financial statements that give a true and fair view of the financial position, financial performance including other comprehensive income, cash flows and changes in equity of the Company in accordance with the accounting principles generally accepted in India, including the Indian Accounting Standards (Ind AS) prescribed under Section 133 of the Act, read with relevant rules issued thereunder. This responsibility also includes maintenance of adequate accounting records in accordance with the provisions of the Act for safeguarding the assets of the Company and for preventing and detecting frauds and other irregularities; selection and application of appropriate accounting policies; making judgments and estimates that are reasonable and prudent; and design, implementation and maintenance of adequate internal financial controls, that were operating effectively for ensuring the accuracy and completeness of the accounting records, relevant to the preparation and presentation of the Standalone Ind AS financial statements that give a true and fair view and are free from material misstatement, whether due to fraud or error.

In preparing financial statements, management is responsible for assessing the company's ability to continue as a going concern, disclosing, as applicable, matters related to going concern and using the going concern basis of accounting unless management either intends to liquidate the company or to cease operations, or has no realistic alternative to do so.



**D. R. BARVE & Associates**  
**Chartered Accountants**  
CA D.R. Barve, B.Com., LL.B, FCA  
CA S.N. Agte, B.Com., FCA,  
CA V.V. Pansare, B.Com, FCA,DISA

Continuation Sheet.....

The Board of Directors is also responsible for overseeing the company's financial reporting process.

➤ **Auditor's Responsibility**

Our objectives are to obtain reasonable assurance about whether the Standalone Ind AS financial statements as a whole are free from material misstatement, whether due to fraud or error, and to issue an auditor's report that includes our opinion. Reasonable assurance is a high level of assurance, but is not a guarantee that an audit conducted in accordance with SAS will always detect a material misstatement when it exists. Misstatements can arise from fraud or error and are considered material if, individually or in the aggregate, they could reasonably be expected to influence the economic decisions of users taken on the basis of these Ind AS financial statements.

➤ **Report on Other Legal and Regulatory Requirements**

1. As required by the Companies (Auditor's Report) Order, 2016 ("the Order") issued by the Central Government of India in terms of sub-section (11) of section 143 of the Act, we give in the Annexure "A", a statement on matters specified in paragraphs 3 & 4 of the Order.
2. As required by Section 143 (3) of the Act, based on our audit we report, to the extent applicable that:
  - a) We have sought and obtained all the information and explanations which to the best of our knowledge and belief were necessary for the purposes of our audit.
  - b) In our opinion, proper books of account as required by law have been kept by the Company so far as it appears from our examination of those books.
  - c) The Balance Sheet, the Statement of Profit and Loss including Other Comprehensive Income, the Cash Flow Statement and Statement of Changes in Equity dealt with by this Report are in agreement with the relevant books of account maintained for the purpose of preparation of the aforesaid Standalone Ind AS financial statements.
  - d) In our opinion, the aforesaid Standalone Ind AS financial statements comply with the Indian Accounting Standards prescribed under Section 133 of the Act, read with relevant rules issued there under;



**D. R. BARVE & Associates**  
**Chartered Accountants**  
CA D.R. Barve, B.Com., LL.B, FCA  
CA S.N. Agte, B.Com., FCA,  
CA V.V. Pansare, B.Com, FCA,DISA

Continuation Sheet.....

- e) On the basis of the written representations received from the directors as on 31<sup>st</sup> March, 2021 taken on record by the Board of Directors, none of the directors is disqualified as on 31<sup>st</sup> March, 2021 from being appointed as a director in terms of Section 164 (2) of the Act.
- f) With respect to the adequacy of the internal financial controls over financial reporting of the Company and the operating effectiveness of such controls, refer to our separate report in Annexure- "B". Our report expresses an unqualified opinion on the adequacy and operating effectiveness of the Company's internal financial controls over financial reporting.
- g) With respect to the other matters to be included in the Auditor's Report in accordance with Rule 11 of the Companies (Audit and Auditors) Rules, 2014, as amended, in our opinion and to the best of our information and according to the explanations given to us:
1. The company has disclosed the impact of pending litigations on its financial position in its Standalone Ind AS financial statements- Refer note no. 39 to the Ind AS financial statements.
  2. The Company did not have any Long-term contracts including derivative contracts for which there were any material foreseeable losses.
  3. The Company is not required to transfer any amount to the Investor Education and Protection Fund.

**For D.R. Barve & Associates**  
**Chartered Accountants**  
**Firm Registration No. 122260W**

  
CA. Shireesh N Agte  
(Partner)  
Membership No.044641  
UDIN: 21044641AAAAFQ8163  
Place: Pune  
Date : 29<sup>th</sup> April, 2021





**D. R. BARVE & Associates**  
**Chartered Accountants**  
CA D.R. Barve, B.Com., LL.B, FCA  
CA S.N. Agte, B.Com., FCA,  
CA V.V. Pansare, B.Com, FCA,DISA

Continuation Sheet.....

---

**Annexure "A" to Independent Auditor's Report**

**To the Members of Cipy Polyurethanes Private Limited**

**Referred to in Paragraph 1 under the heading of "report on other legal and regulatory requirements" of our report of even date, we report that:**

- i.**
  - a) The company has generally maintained proper records showing full particulars, including quantitative details and situation of property, plant and equipment.
  - b) According to the information and explanations given to us, the Company has undertaken regular program of physical verification of all its property, plant and equipment during the year under report which in our opinion is reasonable having regard to the size of the company & nature of its property, plant and equipment. According to the information and explanations given to us, discrepancies observed on physical verification have been properly dealt with in the books of account.
  - c) According to the information and explanations given to us, we report that, the title deeds, comprising all the immovable properties of land and buildings which are freehold, are held in the name of the Company as at the balance sheet date. In respect of immovable properties of land and building that have been taken on lease and disclosed as Right of use of assets in the standalone Ind AS financial statements, the lease agreements are in the name of the Company.
- ii.** As explained to us, the management has conducted physical verification of inventories at reasonable intervals. No material discrepancies have been noticed on physical verification of inventories as compared to book records.
- iii.**
  - a) According to the information and explanations given to us, the company has not granted any loans, secured or unsecured to companies, firms, limited liability partnerships or other parties covered in the register maintained under section 189 of the Companies Act, 2013.



**D. R. BARVE & Associates**  
**Chartered Accountants**  
CA D.R. Barve, B.Com., LL.B, FCA  
CA S.N. Agte, B.Com., FCA,  
CA V.V. Pansare, B.Com, FCA,DISA

Continuation Sheet.....

---

Hence, our comments for reporting on whether terms and conditions of the grant of such loans are prejudicial to the interest of the company are not required.

- b) According to the information and explanations given to us, the company has not granted any loans, secured or unsecured to companies, firms, limited liability partnerships or other parties covered in the register maintained under section 189 of the Companies Act, 2013. Hence, our comments for reporting on regularity for repayment of principal and payment of interest are not required.
- c) According to the information and explanations given to us, the company has not granted any loans, secured or unsecured to companies, firms, limited liability partnerships or other parties covered in the register maintained under section 189 of the Companies Act, 2013. Hence, our comments for reporting whether reasonable steps are taken for recovery of overdue principal amount and interest for more than 90 days are not required.
- iv. According to the information and explanations given to us, the company has not granted any loan, made any investments, or provided any guarantee or security. Hence, our comments for reporting on compliance of provisions of Sections 185 and 186 of the Companies Act, 2013 are not required.
- v. According to the information and explanations given to us, the company has not accepted any loans or deposits which are 'deposits' within meaning of Rule 2(b) of Companies (Acceptance of Deposits) Rules, 2014. Hence, our comments for compliance of directives issued by the Reserve Bank of India or provisions of Sections 73 to 76 or any other relevant provisions of the Companies Act, 2013 or any rules made there under are not required.
- vi. The maintenance of cost records has been specified by the Central Government under section 148(1) of the Companies Act, 2013. We have broadly reviewed the cost records maintained by the Company pursuant to the Companies (Cost Records and Audit) Rules, 2014 as amended, prescribed by the Central Government under section 148(1) of the Companies Act, 2013 and are of the opinion that, prima facie, the specified accounts & records have been made & maintained. We have, however, not made a detailed examination of the cost records with a view to determine whether they are accurate or complete.



**D. R. BARVE & Associates**  
**Chartered Accountants**  
CA D.R. Barve, B.Com., LL.B, FCA  
CA S.N. Agte, B.Com., FCA,  
CA V.V. Pansare, B.Com, FCA,DISA

Continuation Sheet.....

vii. According to the information and explanations given to us, in respect of statutory dues:

- a) The company has generally been regular in depositing undisputed statutory dues including Provident Fund, Employees State Insurance, Income Tax, Goods and Service Tax, Duty of Customs, Cess and any other statutory dues with the appropriate authorities during the year;

Further, no undisputed amounts payable in respect of Provident Fund, Employees State Insurance, Income Tax, Goods and Service Tax, Duty of Customs, and Cess and any other undisputed statutory dues were outstanding as at 31.03.2021 for a period of more than six months from the date they became payable;

- b) According to the information and explanations given to us, there were no any dues of Income Tax, Sales Tax, Service tax, Goods and Service tax, Duty of Customs, Duty of Excise, Value Added Tax, or Cess which have not been deposited in government account on account of any dispute, except following:

Sr. No.	Name of the Statute	Nature of Dues	Amount (Rs. In Lakhs)	Period to which the amount relates	Forum where the dispute is pending	Amount deposited/ Bank guarantee furnished (Rs. In Lakhs)
1	Central Excise Act, 1944	Tax	189.44	F.Y.2015-16	Commissioner	12.10

viii. Based on our audit procedures and on the basis of information and explanations given to us, the company has neither taken any loan from Government, Banks and financial institution nor issued any debentures. Therefore, our comments for defaults made by the company in repayment of dues to Government, Banks, Financial Institutions and debenture holders are not required.

ix. According to the information and explanations given to us and based on records of the company, the company has not raised any money by way of Initial Public Offer or Further Public Offer (including debt instruments or term loans).





**D. R. BARVE & Associates**  
**Chartered Accountants**  
CA D.R. Barve, B.Com., LL.B, FCA  
CA S.N. Agte, B.Com., FCA,  
CA V.V. Pansare, B.Com, FCA,DISA

Continuation Sheet.....

---

Therefore, our reporting on, whether the proceeds of the Initial Public Offer or Further Public Offer (including debt instruments or term loans), are applied for the purpose for which the same were obtained, are not required.

- x. Based upon the audit procedures performed and according to the information and explanations given to us, we report that neither material fraud by the company nor any fraud on the company by its officers or employees been noticed or reported during the course of our audit.
- xi. In our opinion and according to the information and explanations given to us, the company has paid/provided for managerial remuneration in accordance with the requisite approvals mandated by the provisions of section 197 read with Schedule V of the Companies Act, 2013.
- xii. In our opinion and according to the information and explanations given to us, the company is not a Nidhi company hence our comments regarding compliance of Nidhi Rules, 2014 are not required.
- xiii. Based upon the audit procedures performed and information and explanations given to us, transactions with the related parties are in compliance with Section 177 and 188 of Companies Act, 2013 where applicable and the details of such transactions have been disclosed in Standalone Ind AS financial statements as required by the applicable Indian accounting standards.
- xiv. According to the information and explanations given to us, company has not made any preferential allotment or private placement of shares or fully or partly convertible debentures. Hence, our comments regarding compliance of Section 42 of Companies Act, 2013 are not required.
- xv. According to the information and explanations given to us, the company has not entered into any non-cash transactions with directors or persons connected with him. Hence, our comments regarding compliance of Section 192 of Companies Act, 2013 are not required.



**D. R. BARVE & Associates**  
**Chartered Accountants**  
CA D.R. Barve, B.Com., LL.B, FCA  
CA S.N. Agte, B.Com., FCA,  
CA V.V. Pansare, B.Com, FCA,DISA

Continuation Sheet.....

- xvi. In our opinion and to the best of our information and according to the explanations given to us, Company is not Non-Banking Financial Company. Hence, our comments regarding obtaining registration under Section 45-IA of RBI Act, 1934 are not required.

For D.R. Barve & Associates  
Chartered Accountants  
Firm Registration No. 122260W

CA. Shireesh N. Agte  
(Partner)  
Membership No.044641  
UDIN: 21044641AAAAFQ8163  
Place: Pune  
Date: 29<sup>th</sup> April, 2021





**D. R. BARVE & Associates**  
**Chartered Accountants**  
CA D.R. Barve, B.Com., LL.B, FCA  
CA S.N. Agte, B.Com., FCA,  
CA V.V. Pansare, B.Com, FCA,DISA

Continuation Sheet.....

---

## **Annexure "B" to the Independent Auditor's Report**

**To the Members of Cipy Polyurethanes Private Limited**

**Report on the Internal Financial Controls Over Financial Reporting under Clause (i) of Sub-section 3 of Section 143 of the Companies Act, 2013 ("the Act")**

We have audited the internal financial controls over financial reporting of **Cipy Polyurethanes Private Limited** ("the Company") as of 31<sup>st</sup> March 2021 in conjunction with our audit of the Standalone Ind AS financial statements of the Company for the year ended on that date.

### **Management's Responsibility for Internal Financial Controls**

The Company's management is responsible for establishing and maintaining internal financial controls based on the internal control over financial reporting criteria established by the Company considering the essential components of internal control stated in the Guidance Note on Audit of Internal Financial Controls over Financial Reporting issued by the Institute of Chartered Accountants of India ('ICAI'). These responsibilities include the design, implementation and maintenance of adequate internal financial controls that were operating effectively for ensuring the orderly and efficient conduct of its business, including adherence to company's policies, the safeguarding of its assets, the prevention and detection of frauds and errors, the accuracy and completeness of the accounting records, and the timely preparation of reliable financial information, as required under the Companies Act, 2013.

### **Auditor's Responsibility**

Our responsibility is to express an opinion on the Company's internal financial controls over financial reporting based on our audit. We conducted our audit in accordance with the Guidance Note on Audit of Internal Financial Controls over Financial Reporting (the "Guidance Note") and the Standards on Auditing, issued by ICAI and deemed to be prescribed under section 143(10) of the Companies Act, 2013, to the extent applicable to an audit of internal financial controls, both applicable to an audit of Internal Financial Controls and, both issued by the Institute of Chartered Accountants of India.



**D. R. BARVE & Associates**  
**Chartered Accountants**  
CA D.R. Barve, B.Com., LL.B, FCA  
CA S.N. Agte, B.Com., FCA,  
CA V.V. Pansare, B.Com, FCA,DISA

Continuation Sheet.....

---

Those Standards and the Guidance Note require that we comply with ethical requirements and plan and perform the audit to obtain reasonable assurance about whether adequate internal financial controls over financial reporting was established and maintained and if such controls operated effectively in all material respects.

Our audit involves performing procedures to obtain audit evidence about the adequacy of the internal financial controls system over financial reporting and their operating effectiveness. Our audit of internal financial controls over financial reporting included obtaining an understanding of internal financial controls over financial reporting, assessing the risk that a material weakness exists, and testing and evaluating the design and operating effectiveness of internal control based on the assessed risk. The procedures selected depend on the auditor's judgment, including the assessment of the risks of material misstatement of the Ind AS financial statements, whether due to fraud or error.

We believe that the audit evidence we have obtained is sufficient and appropriate to provide a basis for our audit opinion on the Company's internal financial controls system over financial reporting.

**Meaning of Internal Financial Controls over Financial Reporting**

A company's internal financial control over financial reporting is a process designed to provide reasonable assurance regarding the reliability of financial reporting and the preparation of Ind AS financial statements for external purposes in accordance with generally accepted accounting principles. A company's internal financial control over financial reporting includes those policies and procedures that

(1) Pertain to the maintenance of records that, in reasonable detail, accurately and fairly reflect the transactions and dispositions of the assets of the company;

(2) Provide reasonable assurance that transactions are recorded as necessary to permit preparation of Ind AS financial statements in accordance with generally accepted accounting principles, and that receipts and expenditures of the company are being made only in accordance with authorizations of management and directors of the company; and

(3) Provide reasonable assurance regarding prevention or timely detection of unauthorized acquisition, use, or disposition of the company's assets that could have a material effect on the Ind AS financial statements.



**D. R. BARVE & Associates**  
**Chartered Accountants**  
CA D.R. Barve, B.Com., LL.B, FCA  
CA S.N. Agte, B.Com., FCA,  
CA V.V. Pansare, B.Com, FCA,DISA

Continuation Sheet.....

---

### **Inherent Limitations of Internal Financial Controls over Financial Reporting**

Because of the inherent limitations of internal financial controls over financial reporting, including the possibility of collusion or improper management override of controls, material misstatements due to error or fraud may occur and not be detected. Also, projections of any evaluation of the internal financial controls over financial reporting to future periods are subject to the risk that the internal financial control over financial reporting may become inadequate because of changes in conditions, or that the degree of compliance with the policies or procedures may deteriorate.

### **Opinion**

In our opinion, to the best of our information and according to the explanations given to us, the Company has, in all material respects, an adequate internal financial controls system over financial reporting and such internal financial controls over financial reporting were operating effectively as at 31<sup>st</sup> March 2021, based on the internal control over financial reporting criteria established by the Company considering the essential components of internal control stated in the Guidance Note on Audit of Internal Financial Controls Over Financial Reporting issued by the Institute of Chartered Accountants of India.

**For D.R.Barve & Associates**  
**Chartered Accountants**  
**Firm Registration No. 122260W**

CA. Shireesh N. Agte  
(Partner)  
Membership No.044641  
UDIN: 21044641AAAAFQ8163  
Place: Pune  
Date : 29<sup>th</sup> April, 2021



# Cipy Polyurethanes Private Limited

T-127, MIDC, Bhosari, Pune - 411026  
CIN : U24219PN1994PTC083328

Balance Sheet as at 31st March 2021

(Amount in Lakhs.)

Particulars	Note No	As at	
		31st March 2021	31st March 2020
<b>ASSETS</b>			
<b>1 Non Current Assets</b>		<b>1,877.42</b>	<b>1,966.23</b>
(a) Property, Plant and Equipment	4	60.52	48.12
(b) Intangible Assets	4a	41.76	424.35
(c) Right of use of assets	4b	560.32	-
(d) Capital Work-In-Progress	4	-	-
(e) Goodwill		-	-
(f) Other Intangible Assets		-	-
(g) Financial Assets		3.62	7.03
(i) Investments	6	66.26	152.50
(ii) Loans	8	28.25	113.03
(iii) Other Financial Assets	15	322.58	224.93
(h) Other Non-current Assets	17	2,960.72	2,936.19
(i) Deferred Tax Assets (net)		-	-
<b>Total Non-Current Assets</b>		<b>2,960.72</b>	<b>2,936.19</b>
<b>2 Current Assets</b>	<b>12</b>	<b>2,278.49</b>	<b>1,648.71</b>
(a) Inventories		-	-
(b) Financial Assets		399.98	-
(i) Investments	13	4,108.90	4,590.48
(ii) Trade Receivables	5	524.82	530.32
(iii) Cash and cash equivalents	10	323.77	619.55
(iv) Bank balances other than (iii) above	11	14.78	8.19
(v) Loans	7	135.68	32.53
(vi) Other Financial Assets	9	162.67	102.38
(c) Current Tax Assets (net)	14	291.74	143.39
(d) Other Current Assets	16	-	-
(e) Non Current Asset held for Sale	18	8,240.83	7,675.56
<b>Total Current Assets</b>		<b>8,240.83</b>	<b>7,675.56</b>
<b>TOTAL ASSETS</b>	<b>TOTAL</b>	<b>11,201.55</b>	<b>10,611.75</b>
<b>EQUITY AND LIABILITIES</b>			
<b>3 EQUITY</b>		<b>94.17</b>	<b>94.17</b>
(a) Equity Share Capital	19	7,384.19	7,371.63
(b) Other Equity	20	7,478.35	7,465.79
<b>Total Equity</b>		<b>7,478.35</b>	<b>7,465.79</b>
<b>LIABILITIES</b>			
<b>4 Non-Current Liabilities</b>			
(a) Financial Liabilities		-	-
(i) Borrowings		-	3.11
(ii) Trade payables	21	-	-
(iii) Lease Liabilities		-	-
(iv) Other Financial Liabilities	26	117.60	68.99
(b) Provisions		-	-
(c) Deferred Tax Liabilities (net)		-	-
(d) Other Non Current Liabilities		117.60	72.09
<b>Total Non-Current Liabilities</b>		<b>117.60</b>	<b>72.09</b>
<b>5 Current Liabilities</b>			
(a) Financial Liabilities		-	-
(i) Borrowings		-	-
(ii) Trade payables	23	-	-
- Outstanding dues of Micro & Small Enterprises		108.61	43.88
- Outstanding dues of Creditors other than Micro & Small Enterprises		2,749.85	2,258.19
(iii) Lease Liabilities	22	-	3.09
(iv) Other Financial Liabilities	24	493.71	610.54
(v) Other Current Liabilities	27	214.88	129.18
(b) Other Current Liabilities	25	38.55	28.97
(c) Provisions		-	-
(d) Current Tax Liabilities (net)	28	3,605.60	3,073.87
<b>Total Current Liabilities</b>		<b>3,723.20</b>	<b>3,145.96</b>
<b>TOTAL LIABILITIES</b>		<b>3,723.20</b>	<b>3,145.96</b>
<b>TOTAL EQUITY AND LIABILITIES</b>		<b>11,201.55</b>	<b>10,611.75</b>

See accompanying notes to the financial statements

As per our attached report of even date  
For D. R. Barve & Associates  
Chartered Accountants  
Registration No. 122260W

CA. Shireeshi N. Agte  
Partner  
Membership No.: 44641  
Place: Pune  
Date: 29th April 2021

For and On Behalf Of The Board Of Directors  
Cipy Polyurethanes Private Limited

Dr. Subash Cipy  
Director  
DIN : 00508724

Sanjay Bahadur  
Director  
DIN : 00032590

Md Yasrab Dasthar  
HOD-F&A

Hardeep Singh  
CEO



# Cipy Polyurethanes Private Limited

T-127, MIDC, Bhosari, Pune - 411026  
CIN : U24219PN1994PTC083328

## Statement of Profit and Loss for the Year ended March 31, 2021


(Amount in Lakhs.)

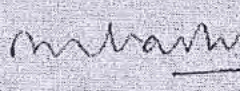
Particulars	Note No	For the year ended 31st Mar 2021	For the year ended 31st March 2020
<b>INCOME</b>			
Revenue from Operations	29	8,968.22	12,137.69
Other Income	30	42.41	140.82
<b>Total Income</b>		<b>9,010.63</b>	<b>12,278.51</b>
<b>EXPENSES</b>			
Cost of Materials Consumed	31	5,916.72	7,381.68
Changes in Inventories of Finished Goods	32	69.59	10.24
Employee Benefits Expense	33	1,450.46	1,372.66
Finance Costs	34	16.98	1.12
Depreciation and Amortization Expense	35	138.12	136.54
Direct Manpower and Site Expenses	36	305.29	496.94
Other Expenses	37	1,061.15	1,337.73
<b>Total Expenses</b>		<b>8,958.31</b>	<b>10,736.91</b>
<b>Profit before Exceptional Items and Tax</b>		<b>52.32</b>	<b>1,541.59</b>
Exceptional Items	38	-	0.19
<b>Profit before Tax</b>		<b>52.32</b>	<b>1,541.78</b>
<b>Tax Expense</b>			
Current Tax		113.54	494.47
Deferred Tax		(91.64)	(70.33)
<b>Net Tax expense</b>		<b>21.90</b>	<b>424.15</b>
<b>Profit for the year</b>		<b>30.42</b>	<b>1,117.63</b>
<b>Other Comprehensive Income</b>			
<b>Items that will not be reclassified to profit or loss</b>			
Remeasurement of Defined Benefit Plan	39	(23.87)	50.49
Income tax relating to Items that will not be reclassified to profit or loss		6.01	(12.71)
<b>Total other comprehensive Income/(Loss)</b>		<b>(17.86)</b>	<b>37.78</b>
<b>Total Comprehensive Income for the year</b>		<b>12.56</b>	<b>1,155.41</b>
<b>Earnings per share</b>			
Basic (Rs.)		32.30	1,186.88
Diluted (Rs.)		32.30	1,186.88
Face Value of Share (Rs.)		100.00	100.00


See accompanying notes to the financial statements

As per our attached report of even date  
For D. R. Barve & Associates  
Chartered Accountants  
Registration No. 122260W

For and On Behalf Of The Board Of Directors  
Cipy Polyurethanes Private Limited

  
CA. Shireesh N. Agte  
Partner  
Membership No.: 44641  
Place: Pune  
Date: 29th April 2021

  
Dr. Subash Cipy  
Director  
DIN : 00608724

  
Sanjay Bahadur  
Director  
DIN : 00032590

  
Md Yasrab Bashir  
HOD-F&A

  
Hardeep Singh  
CEO



**Cipy Polyurethanes Private Limited**  
T-127, MIDC, Bhosari, Pune - 411026  
CIN : U24219PN1994PTC083328

**Statement of Cash Flow**

( Amount in Lakhs Rs.)

For the Year ended March 31, 2021

Particulars	For the Year ended March 31, 2021		For the Year ended March 31, 2020	
<b>A. Cash flow from operating activities</b>				
Profit before tax		52.32		1,541.78
Adjustments for:				
Depreciation and amortization expense	138.12		136.54	
Provision for employee benefits	(23.87)		50.49	
Interest Income	(42.11)		(49.18)	
Allowance for Doubtful Debts	357.40		422.16	
Finance costs	16.98		1.12	
Profit on disposal of Property plant and Equipment	-		(0.19)	
		446.52		560.94
Operating profit before working capital changes		498.84		2,102.72
Changes in working capital:				
a. (Increase) / decrease in operating assets:				
Inventories	(629.78)		123.84	
Trade receivables	120.88		(171.98)	
Loans - Non Current	3.41		5.15	
Loans - Current	(6.59)		(5.80)	
Other financial assets - Non Current	86.24		(28.80)	
Other financial assets - Current	(99.84)		(0.16)	
Other Non current assets	84.78		(35.27)	
Other Current Assets	(148.35)		45.06	
		(589.26)		(67.95)
b. Increase / (decrease) in operating liabilities:				
Trade payables	556.38		(460.29)	
Other Financial Liabilities - Current	(116.84)		(189.81)	
Other Current Liabilities	85.70		(137.61)	
Provisions - Non Current	48.62		(57.30)	
Provisions - Current	9.58		5.52	
		583.44		(839.49)
Cash generated from operations		493.02		1,195.28
Tax		(173.83)		(541.32)
<b>Net cash used in operating activities (A)</b>		319.19		654.16
<b>B. Cash flow from investing activities</b>				
Payments for purchase of Property, Plant and Equipments	(239.44)		(1,167.91)	
Proceeds from disposal of Property, Plant and Equipments	0.00		8.30	
Interest received	42.11		49.18	
Investments in Mutual Funds	(399.98)		-	
		(597.30)		(1,110.42)
<b>Net cash used in investing activities (B)</b>		(597.30)		(1,110.42)
<b>C. Cash flow from financing activities</b>				
Net Proceeds from Issue of equity share capital	-		-	
Bank Balance other than C & CE	295.78		(353.33)	
Net Proceeds from Long term borrowings	-		-	
Net Proceeds from short-term borrowings	(6.20)		6.20	
Lease Liabilities	(16.98)		(1.12)	
Finance costs		272.60		(348.25)
		272.60		(348.25)
<b>Net cash generated from financing activities (C)</b>				
<b>Net Increase/(decrease) in Cash and cash equivalents (A+B+C)</b>		(5.51)		(804.52)
Cash and cash equivalents at the beginning of the year		530.32		1,334.84
<b>Cash and cash equivalents at the end of the year</b>		524.81		530.32

See accompanying notes to the financial statements

As per our attached report of even date  
For D. R. Barve & Associates  
Chartered Accountants  
Registration No. 122260W

For and On Behalf Of The Board Of Directors  
Cipy Polyurethanes Private Limited

CA. Shireeshi N. Agte  
Partner  
Membership No.: 44641  
Place: Pune  
Date: 29th April 2021

Dr. Subash Cipy  
Director  
DIN : 00608724

Sanjay Bahadur  
Director  
DIN : 00032590

Md Yasrab Bashir  
HOD-F&A

Hardeep Singh  
CEO





# Cipy Polyurethanes Private Limited

T-127, MIDC, Bhosari, Pune - 411026

CIN : U24219PN1994PTC083328

## Statement of Changes in Equity

For the year ended 31st March, 2021

a. Equity Share Capital

(Amount in Lakhs.)

	Amount
Balance as at 1st April, 2019	94.17
Changes in equity share capital during the year	-
Balance as at 31st March, 2020	94.17
Changes in equity share capital during the year	-
Balance as at 31st March, 2021	94.17

b. Other Equity

(Amount in Lakhs.)

Particulars	Reserves & Surplus			Other Items of OCI	Total
	Securities Premium Reserve	General Reserve	Retained Earnings		
Balance as at 31st March 2019	454.30	70.41	5,743.75	(52.25)	6,216.21
Profit for the year	-	-	1,117.63	-	1,117.63
Other Comprehensive Income for the year, net of Income tax	-	-	-	37.78	37.78
Payment of dividends	-	-	-	-	-
Payment of dividends distribution tax	-	-	-	-	-
Balance as at 31st March 2020	454.30	70.41	6,861.38	(14.47)	7,371.62
Profit for the year	-	-	30.42	-	30.42
Other Comprehensive Income for the year, net of Income tax	-	-	-	(17.86)	(17.86)
Payment of dividends	-	-	-	-	-
Payment of dividends distribution tax	-	-	-	-	-
Balance as at 31st March 2021	454.30	70.41	6,891.80	(32.33)	7,384.18

See accompanying notes to the financial statements

As per our attached report of even date

For D. R. Barve & Associates  
Chartered Accountants  
Registration No. 122260W

For and On Behalf Of The Board Of Directors  
Cipy Polyurethanes Private Limited

CA. Shireesh N. Agte  
Partner  
Membership No.: 44641  
Place: Pune  
Date: 29th April 2021

Dr. Subash Cipy  
Director  
DIN : 00608724

Sanjay Bahadur  
Director  
DIN : 00032590

Md Yasrab Bashar  
HOD-F&A

Hardeep Singh  
CEO



# **CIPY POLYURETHANES PRIVATE LIMITED**

## **Notes forming part of the financial statements**

### **1 Corporate information**

**Cipy Polyurethanes Private Limited** is a Private limited company located in India and incorporated under the Companies Act, 1956 on November 29, 1994. The company is engaged in Manufacturing of Polyurethane paints, varnishes and lacquers and execution of the projects in connection with application of the same.

The address of registered office and Principal place of business of the company is T-127, MIDC Bhosari Industrial Area, Bhosari, Pune - 411026.

Pidilite Industries Limited, along with its 100% subsidiary company viz Fevicol Company Limited acquired 70% shares of the company on 08th February, 2018. Accordingly, the Company had become subsidiary of Pidilite Industries Limited from the above date.

Now, Pidilite Industries Limited has further acquired remaining 30% shares of the company on 22<sup>nd</sup> April, 2021. Thus, now the Company has become wholly owned subsidiary of Pidilite Industries Limited from 22nd April, 2021.

### **2 Significant Accounting Policies**

#### **2.1 Basis of accounting and preparation of financial statements**

The financial statements of the Company have been prepared in accordance with the Indian Accounting Standards (Ind AS) prescribed under Section 133 of the Companies Act, 2013 ('Act') read with Rule 3 of the Companies (Indian Accounting Standards) Rules, 2015 and the Companies (Indian Accounting Standards) Amendment Rules, 2016.

The financial statements have been prepared under the historical cost convention.

The financial statements are presented in Indian Rupees (INR) and all values are rounded to the nearest lakhs, except otherwise indicated.

#### **2.2 Research and development expenses**

Revenue expenditure pertaining to research is charged to respective heads in the Statement of Profit and Loss in the year in which it is incurred.

Property, Plant & Equipment utilised for research and development are capitalised and depreciated in accordance with the policies stated for Property, Plant & Equipment .

#### **2.3 Revenue Recognition**

Revenue is recognised to the extent that it is probable that the economic benefits will flow to the Company and the revenue can be reliably measured.

Revenue is measured at the fair value of the consideration received or receivable, taking into account contractually defined terms of payment, excluding other taxes or duties collected on behalf of the government.

##### **2.3.1 Sale of Goods / Services**

Revenue from sale of goods/services is recognized upon transfer of significant risk and rewards of ownership of the goods to the customer which generally coincides with dispatch of goods to customer. Sales exclude G.S.T. It is measured at fair value of consideration received or receivable, net of returns, rebates and discounts.

# **CIPY POLYURETHANES PRIVATE LIMITED**

## **Notes forming part of the financial statements**

### **2.3.2 Interest income**

Interest from a financial asset is recognised on a time basis, by reference to the principal outstanding using the effective interest method, provided it is probable that the economic benefits associated with the interest will flow to the Company and the amount of interest can be measured reliably.

The Company's policy for recognition of revenue (rental income) from operating leases is described in note 2.4.1

### **2.4 Leasing**

At the inception of an arrangement, it is determined whether the arrangement is or contains a lease. Leases are classified as finance leases whenever the terms of the lease transfer substantially all the risks and rewards of ownership to the lessee. All other leases are classified as operating leases.

#### **2.4.1 Company as Lessor**

Rental income from operating leases is recognised on a straight- line basis over the term of the relevant lease. Where the rentals are structured solely to increase in line with expected general inflation to compensate for the Company's expected inflationary cost increase, such increases are recognised in the year in which such benefits accrue.

#### **2.4.2 Company as Lessee**

Payments made under operating leases are recognized on a straight line basis over the term of the relevant lease. Where the rentals are structured solely to increase in line with expected general inflation to compensate for the lessor's expected inflationary cost increases, such increases are recognised in the year in which such benefits accrue.

### **2.5 Foreign Currencies**

The functional currency of the Company is Indian Rupee. At the end of each reporting period, monetary items (including financial assets and liabilities) denominated in foreign currencies are retranslated at the rates prevailing at that date. Non-monetary items that are measured in terms of historical cost in a foreign currency are not retranslated. Gains or losses arising from these translations are recognised in the statement of Profit and Loss.

### **2.6 Taxation**

Income tax expense represents the sum of the tax currently payable and deferred tax.

#### **2.6.1 Current Tax**

The tax currently payable is based on taxable profit for the year. Taxable profit differs from 'profit before tax' as reported in the statement of profit and loss because of items of income or expense that are taxable or deductible in other years and items that are never taxable or deductible. The Company's current tax is calculated using applicable tax rates that have been enacted or substantively enacted by the end of the reporting period and the provisions of the Income Tax Act, 1961 and other tax laws, as applicable.

#### **2.6.2 Deferred Tax**

Deferred tax is recognised on temporary differences between the carrying amounts of assets and liabilities in the financial statements and the corresponding tax bases used in the computation of taxable profit.

# CIPY POLYURETHANES PRIVATE LIMITED

## Notes forming part of the financial statements

Deferred tax liabilities are generally recognised for all taxable temporary differences.

Deferred tax assets are generally recognised for all deductible temporary differences to the extent that it is probable that taxable profits will be available against which those deductible temporary differences can be utilised.

The carrying amount of deferred tax assets is reviewed at the end of each reporting period and reduced to the extent that it is no longer probable that sufficient taxable profits will be available to allow all or part of the asset to be recovered.

Deferred tax liabilities and assets are measured at the tax rates that are expected to apply in the period in which the liability is settled or the asset realised, based on tax rates (and tax laws) that have been enacted or substantively enacted by the end of the reporting period.

The measurement of deferred tax liabilities and assets reflects the tax consequences that would follow from the manner in which the Company expects, at the end of the reporting period, to recover or settle the carrying amount of its assets and liabilities.

### 2.6.3 Current and Deferred Tax for the year

Current and deferred tax are recognised in the statement of profit and loss, except when they relate to items that are recognised in other comprehensive income or directly in equity, in which case, the current and deferred tax are also recognised in other comprehensive income or directly in equity respectively.

## 2.7 Property, Plant and Equipment

### 2.7.1 Property, Plant and Equipment acquired separately

Buildings, plant and machinery, vehicles, furniture and office equipments are stated at cost less accumulated depreciation and accumulated impairment losses.

An item of Property, Plant and Equipment is de-recognised upon disposal or when no future economic benefits are expected to arise from the continued use of the asset. Any gain or loss arising on the disposal or retirement of an item of Property, Plant and Equipment is determined as the difference between the sale proceeds and the carrying amount of the asset and is recognised in the statement of profit & loss.

### 2.7.2 Depreciation

Depreciation is recognised so as to write off the cost of assets (other than freehold land) less their residual values over their useful lives, using the straight-line method as per the useful life prescribed in Schedule II to the Companies Act, 2013. The estimated useful lives, residual values and depreciation method are reviewed at the end of each reporting period, with the effect of any changes in estimate accounted for on a prospective basis.

Type of Assets	Useful Life in Years
Buildings	30
Plant & Machinery	15
Vehicles	8
Furniture & Fixtures	10
Office Equipment	5

# **CIPY POLYURETHANES PRIVATE LIMITED**

## **Notes forming part of the financial statements**

### **2.8 Impairment of Tangible Assets**

At the end of each reporting period, the Company reviews the carrying amounts of its tangible assets to determine whether there is any indication that those assets have suffered an impairment loss. If any such indication exists, the recoverable amount of the asset is estimated in order to determine the extent of the impairment loss (if any). When it is not possible to estimate the recoverable amount of an individual asset, the Company estimates the recoverable amount of the cash-generating unit to which the asset belongs. When a reasonable and consistent basis of allocation can be identified, corporate assets are also allocated to individual cash-generating units, or otherwise they are allocated to the smallest group of cash-generating units for which a reasonable and consistent allocation basis can be identified.

Recoverable amount is the higher of fair value less costs of disposal and value in use. If the recoverable amount of the asset (or cash-generating unit) is estimated to be less than its carrying amount, the carrying amount of the asset (or cash generating unit) is reduced to its recoverable amount. An impairment loss is recognised in the statement of profit and loss.

### **2.9 Intangible Assets**

Intangible assets acquired separately are measured on initial recognition at cost. Following initial recognition, intangible assets are carried at cost less accumulated amortization.

Intangible assets are amortized on a straight line basis over the estimated useful economic life. The company uses a rebuttable presumption that the useful life of an intangible asset will not exceed Five years from the date when the asset is available for use.

### **2.10 Inventories**

Inventories are valued at lower of cost and net realisable value.

Cost of inventories is determined on Weighted Average basis. Cost for this purpose includes cost of direct material, direct labour and appropriate share of overheads. Net realisable value represents the estimated selling price in the ordinary course of business less all estimated costs of completion and estimated costs necessary to make the sale.

Obsolete, defective, unserviceable and slow / non-moving stocks are duly provided for and valued at net realisable value.

### **2.11 Provisions (other than Employee Benefits)**

A provision is recognised when as a result of past event, the Company has a present legal or constructive obligation that can be reliably estimated, and, it is probable that an outflow of economic benefit will be required to settle the obligation.

Provisions (excluding retirement benefits) are determined based on the best estimate required to settle the obligation at the balance sheet date, taking into account the risks and uncertainties surrounding the obligation. These are reviewed at each balance sheet date and adjusted to reflect the current best estimates.

Contingent Liabilities are not recognised but disclosed in the notes to the Financial Statements.

Contingent Assets are not recognised but disclosed in the notes to the Financial Statements, where an inflow of economic benefits is probable.

# **CIPY POLYURETHANES PRIVATE LIMITED**

## **Notes forming part of the financial statements**

### **2.12 Financial Instruments**

#### **2.12.1 Initial Recognition and Measurement**

Financial assets and financial liabilities are recognised when the Company becomes a party to the contractual provisions of the instruments.

At initial recognition, financial assets and financial liabilities are initially measured at fair value, except for trade receivables and payables which are measured at their transaction price. Transaction costs that are directly attributable to the acquisition or issue of financial assets and financial liabilities (other than financial assets and financial liabilities at fair value through profit or loss) are added to or deducted from the value of the financial assets or financial liabilities, as appropriate, on initial recognition. Transaction costs directly attributable to the acquisition of financial assets or financial liabilities at fair value through profit or loss are recognised in profit or loss.

#### **2.12.2 Subsequent measurement of Financial Assets**

All recognised financial assets are subsequently measured in their entirety at either amortised cost or fair value, depending on the classification of the financial assets.

Debt instruments that meet conditions based on purpose of holding assets and contractual terms of instrument are subsequently measured at amortised cost using effective interest method. All other financial assets are measured at fair value.

Income is recognised on an effective interest basis for debt instruments other than those financial assets classified as at FVTPL. Interest income is recognised in profit or loss and is included in the "Other income" line item.

#### **2.12.3 Impairment of Financial Assets**

The Company recognises loss allowance using expected credit loss model for financial assets which are not measured at fair value through profit or loss. Expected credit losses are weighted average of credit losses with the respective risks of default occurring as the weights. Credit loss is the difference between all contractual cash flows that are due to the Company in accordance with the contract and all the cash flows that the Company expects to receive, discounted at original effective rate of interest.

For Trade receivables, the Company measures loss allowance at an amount equal to lifetime expected credit losses. The Company computes expected credit loss allowance based on a provision matrix prepared on the basis of agewise analysis prepared.

#### **2.12.4 Financial Liabilities & Equity Instruments**

##### **Classification of debt or equity**

Debt or equity instruments issued by the Company are classified as either financial liabilities or as equity in accordance with the substance of the contractual arrangements and the definitions of financial liability and equity instrument.

##### **Equity Instruments**

An equity instrument is any contract that evidences a residual interest in the assets of an entity after deducting all of its liabilities. Equity instruments issued by the Company are recognised at the proceeds received, net of direct issue costs.

# **CIPY POLYURETHANES PRIVATE LIMITED**

## **Notes forming part of the financial statements**

### **Financial Liabilities**

All financial liabilities (other than derivative financial instruments) are measured at amortised cost using effective interest method at the end of reporting periods.

#### **2.12.5 Derecognition of Financial Assets and Liabilities**

The Company derecognises a financial asset when the contractual rights to the cash flows from the financial asset expire, or when the Company transfers the contractual rights to receive the cash flows of the financial asset in which substantially all the risks and rewards of ownership of the financial asset are transferred, or in which the Company neither transfers nor retains substantially all the risks and rewards of ownership of the financial asset and does not retain control of the financial asset.

The Company derecognises a financial liability (or a part of financial liability) when the contractual obligation is discharged, cancelled or expires.

#### **2.12.6 Derivative Financial Instruments**

The Company holds derivative financial instruments such as foreign exchange forward contracts to hedge its exposure to foreign currency exchange rate risks.

Derivatives are initially recognised at fair value at the date the contracts are entered into. Subsequent to initial recognition, these contracts are measured at fair value and changes are recognised in profit or loss.

#### **2.13 Cash Flow Statement**

Cash flows are reported using the indirect method, whereby profit / loss before extraordinary items and tax for the period is adjusted for the effects of transactions of non-cash nature, any deferrals or accruals of past or future operating cash receipts or payments. Cash flows from operating, investing and financing activities of the Company are segregated.

Cash and cash equivalents for the purpose of cash flow statement comprise of cash at bank, cash in hand and short- term deposits with an original maturity of three months or less, as reduced by bank overdrafts.

#### **2.14 Employee Benefits**

Employee benefits include Provident Fund, Employee State Insurance Scheme, Gratuity Fund, Compensated Absences and Anniversary Awards.

##### **2.14.1 Defined Contribution Plans**

The Company's contribution to Provident Fund and Employee State Insurance Scheme are considered as defined contribution plans and are charged as an expense based on the amount of contribution required to be made and when services are rendered by the employees.

# CIPY POLYURETHANES PRIVATE LIMITED

## Notes forming part of the financial statements

### 2.14.2 Defined Benefit Plans

For Defined Benefit Plans in the form of Gratuity Fund, the cost of providing benefits is determined using the Projected Unit Credit method, with actuarial valuations being carried out at each balance sheet date. Remeasurement, comprising actuarial gains and losses and the return on plan assets (excluding net interest) is reflected immediately in the Balance Sheet with a charge or credit recognised in Other comprehensive income in the period in which they occur. Remeasurement recognised in other comprehensive income is reflected immediately in retained earnings and is not reclassified to profit or loss. Past service cost is recognised immediately for both vested and the non-vested portion. The retirement benefit obligation recognised in the Balance Sheet represents the present value of the defined benefit obligation, as reduced by the fair value of scheme assets. Any asset resulting from this calculation is limited taking into account the present value of available refunds and reductions in future contributions to the schemes.

### 2.14.3 Short Term and Other Long Term Employee Benefits

A liability is recognised for benefits accruing to employees in respect of wages and salaries, annual leave and sick leave in the period the related service is rendered at the undiscounted amount of the benefits expected to be paid in exchange for that service.

Liabilities recognised in respect of short-term employee benefits, employee benefits are measured at the undiscounted amount of the benefits expected to be paid in exchange for the related service.

Liabilities recognised in respect of other long-term employee benefits are measured at the present value of the estimated future cash outflows expected to be made by the Company in respect of services provided by employees up to the reporting date.

### 3. Critical Accounting Judgements and key sources of Estimation Uncertainty.

The preparation of the Company's financial statements requires management, to make judgements, estimates and assumptions that affect the application of accounting policies, reported amounts of assets, liabilities, income and expenses and accompanying disclosures, and the disclosure of contingent liabilities. The estimates and associated assumptions are based on historical experience and other factors that are considered to be relevant. Actual results may differ from these estimates.

The estimates and underlying assumptions are reviewed on an ongoing basis. Revisions to accounting estimates are recognised in the period in which the estimate is revised if the revision affects only that period or in the period of the revision and future periods if the revision affects both current and future periods.

#### 3.1 Key accounting judgements, assumptions and estimates

The key assumptions concerning the future and other key sources of estimation uncertainty at the reporting date, that have a significant risk of causing a material adjustment to the carrying amounts of assets and liabilities within the next financial year, are described below:



## **CIPY POLYURETHANES PRIVATE LIMITED**

### **Notes forming part of the financial statements**

#### **3.1.1 Income taxes**

Significant judgements are involved in estimating budgeted profits for the calculation of advance tax and deferred tax, and determining provision for income taxes and uncertain tax positions (disclosed in Note 45).

#### **3.1.2 Property, Plant and Equipment**

The useful lives and residual values of Company's assets are determined by the management at the time the asset is acquired. These estimates are reviewed annually by the management. The lives are based on historical experience with similar assets as well as anticipation of future events, which may impact their life, such as changes in technical or commercial obsolescence arising from changes or improvements in production or from a change in market demand of the product or service output of the asset.

#### **3.1.3 Employee related provisions**

The costs of long term and short term employee benefits are estimated using assumptions by the management. These assumptions include rate of increase in compensation levels, discount rates, expected rate of return on assets and attrition rates.

**Cipy Polyurethanes Private Limited**

T-127, MIDC, Bhosari, Pune - 411026  
CIN : U24219PN1994PTC083328

Notes attached to Financial Statements for the year ended 31st March, 2021

**4 Property, Plant and Equipment and Capital Work-In-Progress**

(Amount in Lakhs.)

Particulars	As at		As at				
	31st March 2021	31st March 2020	31st March 2021	31st March 2020			
<b>Carrying amounts of:</b>							
-Freehold Land	564.47	564.47	564.47	564.47			
-Buildings	406.47	406.47	406.47	423.93			
<b>Plant and Equipment</b>							
-Plant and Machinery	770.48	825.20	770.48	825.20			
*Vehicles	44.63	57.48	44.63	57.48			
*Furniture and Fixtures	54.20	60.90	54.20	60.90			
-Office Equipment	37.17	34.26	37.17	34.26			
<b>Sub Total</b>	<b>1,877.42</b>	<b>1,966.23</b>	<b>1,877.42</b>	<b>1,966.23</b>			
Capital Work-In-Progress	560.32	424.35	560.32	424.35			
<b>Total</b>	<b>2,437.73</b>	<b>2,390.58</b>	<b>2,437.73</b>	<b>2,390.58</b>			
<b>Particulars</b>	<b>Freehold Land</b>	<b>Buildings</b>	<b>Plant and Machinery</b>	<b>Vehicles</b>	<b>Furniture and Fixtures</b>	<b>Office Equipment</b>	<b>Total</b>
<b>Balance as at 1st April 2019</b>	-	571.72	1,056.31	159.24	91.14	166.47	2,044.88
Additions	564.47	-	64.22	-	43.63	27.69	700.01
Disposals/ Adjustments	-	-	(8.30)	-	-	-	(8.30)
<b>Balance as at 31st March 2020</b>	<b>564.47</b>	<b>571.72</b>	<b>1,112.23</b>	<b>159.24</b>	<b>134.77</b>	<b>194.15</b>	<b>2,736.58</b>
Additions/ Transfers	-	-	20.99	-	1.43	20.50	42.92
Disposals/ Adjustments	-	-	13.59	-	-	-	13.59
<b>Balance as at 31st March 2021</b>	<b>564.47</b>	<b>571.72</b>	<b>1,146.81</b>	<b>159.24</b>	<b>136.20</b>	<b>214.65</b>	<b>2,793.10</b>
<b>Accumulated Depreciation and Impairment</b>							
<b>Balance as at 1st April 2019</b>	-	(129.93)	(214.15)	(88.20)	(66.01)	(148.47)	(646.77)
Eliminated on disposal of assets	-	-	0.52	-	-	-	0.52
Adjustments/ Transfers	-	-	-	-	-	-	-
Depreciation expense	-	(17.86)	(73.40)	(13.56)	(7.86)	(11.42)	(124.10)
<b>Balance as at 31st March 2020</b>	<b>-</b>	<b>(147.79)</b>	<b>(287.03)</b>	<b>(101.76)</b>	<b>(73.87)</b>	<b>(159.89)</b>	<b>(770.35)</b>
Eliminated on disposal of assets	-	-	(13.60)	-	-	-	(13.60)
Adjustments/ Transfers	-	(17.46)	(75.69)	(12.85)	(8.13)	(17.59)	(131.72)
Depreciation expense	-	(165.25)	(376.33)	(114.61)	(82.00)	(177.48)	(915.68)
<b>Balance as at 31st March 2021</b>	<b>-</b>	<b>406.47</b>	<b>842.16</b>	<b>71.04</b>	<b>25.13</b>	<b>17.99</b>	<b>1,398.11</b>
<b>Carrying Amount</b>							
<b>Balance as at 1st April 2019</b>	-	564.47	842.16	71.04	25.13	17.99	1,398.11
Additions / Revaluation	564.47	-	64.22	-	43.63	27.69	700.01
Disposals/ Adjustments	-	-	(8.30)	-	(6.30)	-	(8.30)
Depreciation expense	-	(17.86)	(73.40)	(13.56)	(7.86)	(11.42)	(124.10)
Depreciation Eliminated on disposal	-	-	0.52	-	-	-	0.52
<b>Balance as at 31st March 2020</b>	<b>564.47</b>	<b>423.93</b>	<b>825.20</b>	<b>57.48</b>	<b>60.90</b>	<b>34.26</b>	<b>1,966.23</b>
Additions	-	-	20.99	-	1.43	20.50	42.92
Disposals/ Adjustments	-	-	13.59	-	-	-	13.59
Depreciation expense	-	(17.46)	(89.30)	(12.85)	(8.13)	(17.59)	(145.33)
Depreciation Eliminated on disposal	-	-	-	-	-	-	-
<b>Balance as at 31st March 2021</b>	<b>564.47</b>	<b>406.47</b>	<b>770.48</b>	<b>44.63</b>	<b>54.20</b>	<b>37.17</b>	<b>1,877.42</b>

# Cipy Polyurethanes Private Limited

T-127, MIDC, Bhosari, Pune - 411026

CIN : U24219PN1994PTC083328

Notes attached to Financial Statements for the year ended 31st March, 2021

## 4a Intangible Assets

(Amount in Lakhs.)

Particulars	Software	Other Building	Total
<b>Gross Block</b>			
<b>Balance as at 1st April 2019</b>	-	-	-
Additions	-	-	-
Disposals/ Adjustments	-	-	-
<b>Balance as at 31<sup>st</sup> March 2020</b>	-	-	-
Additions/ Transfers	60.55	-	60.55
Disposals/ Adjustments	-	-	-
<b>Balance as at 31<sup>st</sup> March 2021</b>	<b>60.55</b>	-	<b>60.55</b>
<b>Accumulated Depreciation</b>			
<b>Balance as at 1st April 2019</b>	-	-	-
Eliminated on disposal of assets	-	-	-
Adjustments/ Transfers	-	-	-
Depreciation expense	-	-	-
<b>Balance as at 31<sup>st</sup> March 2020</b>	-	-	-
Eliminated on disposal of assets	-	-	-
Adjustments/ Transfers	-	-	-
Depreciation expense	(0.03)	-	(0.03)
<b>Balance as at 31<sup>st</sup> March 2021</b>	<b>0.03</b>	-	<b>(0.03)</b>
<b>Net Block</b>			
<b>Balance as at 1st April 2019</b>	-	-	-
Additions / Revaluation	-	-	-
Disposals/ Adjustments	-	-	-
Depreciation expense	-	-	-
Depreciation Eliminated on disposal	-	-	-
<b>Balance as at 31<sup>st</sup> March 2020</b>	-	-	-
Additions	60.55	-	60.55
Disposals/ Adjustments	-	-	-
Depreciation expense	(0.03)	-	(0.03)
Depreciation Eliminated on disposal	-	-	-
<b>Balance as at 31<sup>st</sup> March 2021</b>	<b>60.52</b>	-	<b>60.52</b>

# Cipy Polyurethanes Private Limited

T-127, MIDC, Bhosari, Pune - 411026

CIN : U24219PN1994PTC083328

Notes attached to Financial Statements for the year ended 31st March, 2021

## 4b Right of use of assets

(Amount in Lakhs.)

Particulars	Leasehold Land	Other Building	Total
<b>Gross Block</b>			
<b>Balance as at 1st April 2019</b>	-	-	-
Additions	54.93	17.61	72.53
Disposals/ Adjustments	-	-	-
<b>Balance as at 31<sup>st</sup> March 2020</b>	54.93	17.61	72.53
Additions/ Transfers	-	-	-
Disposals/ Adjustments	-	-	-
<b>Balance as at 31<sup>st</sup> March 2021</b>	<b>54.93</b>	<b>17.61</b>	<b>72.53</b>
<b>Accumulated Depreciation</b>			
<b>Balance as at 1st April 2019</b>	-	-	-
Eliminated on disposal of assets	-	-	-
Adjustments/ Transfers	(11.97)	-	(11.97)
Depreciation expense	(0.70)	(11.74)	(12.44)
<b>Balance as at 31<sup>st</sup> March 2020</b>	12.68	11.74	24.41
Eliminated on disposal of assets	-	-	-
Adjustments/ Transfers	-	-	-
Depreciation expense	(0.49)	(5.87)	(6.36)
<b>Balance as at 31<sup>st</sup> March 2021</b>	<b>13.16</b>	<b>17.61</b>	<b>30.77</b>
<b>Net Block</b>			
<b>Balance as at 1st April 2019</b>	-	-	-
Additions / Revaluation	54.93	17.61	72.53
Disposals/ Adjustments	(11.97)	-	(11.97)
Depreciation expense	(0.70)	(11.74)	(12.44)
Depreciation Eliminated on disposal	-	-	-
<b>Balance as at 31<sup>st</sup> March 2020</b>	<b>42.25</b>	<b>5.87</b>	<b>48.12</b>
Additions	-	-	-
Disposals/ Adjustments	-	-	-
Depreciation expense	(0.49)	(5.87)	(6.36)
Depreciation Eliminated on disposal	-	-	-
<b>Balance as at 31<sup>st</sup> March 2021</b>	<b>41.76</b>	<b>(0.00)</b>	<b>41.76</b>

## Cipy Polyurethanes Private Limited

T-127, MIDC, Bhosari, Pune - 411026

CIN : U24219PN1994PTC083328

Notes attached to Financial Statements for the year ended 31st March, 2021

### 5 Trade Receivables

Particulars	As at 31st March 2021	As at 31st March 2020
Secured, considered good	-	-
Unsecured, considered good	4,108.90	4,590.48
<u>Unsecured, considered doubtful</u>	414.16	334.16
- Trade Receivables which have significant increase in Credit Risk	1,116.35	835.64
- Trade Receivables- credit Impaired	-	-
<b>Sub Total</b>	<b>1,530.51</b>	<b>1,169.80</b>
	<b>5,639.40</b>	<b>5,760.28</b>
	<b>1,530.51</b>	<b>1,169.80</b>
Less: Provision for doubtful receivables	<b>4,108.90</b>	<b>4,590.48</b>

The Company has used a practical expedient by computing the expected credit loss allowance for trade receivables based on a provision matrix. The provision matrix takes into account historical credit loss experience and is adjusted for forward-looking information. The expected credit loss allowance is based on the ageing of the days the receivables are due and the rates as given in the provision matrix. The provision matrix at the end of the reporting period is as follows.

Ageing	Expected Credit Loss For the year ended 31.03.2021	Expected Credit Loss For the year ended 31.03.2020
<b>Within the credit period (in days)</b>		
00-90	0%	0%
91-180	5%	5%
181-365	10%	10%
366-730	50%	50%
731-1095	100%	100%
>1095	100%	100%
Legal	100%	100%
	<b>For the period ended 31st March 2021</b>	<b>For the year ended 31st March 2020</b>
<b>Movement in expected credit loss allowance</b>		
Balance at beginning of the year	1,169.80	770.79
Movement in expected credit loss allowance on trade receivables calculated at lifetime expected credit losses	360.71	399.02
<b>Balance at end of the year</b>	<b>1,530.51</b>	<b>1,169.80</b>

A formal credit policy has been framed and credit facilities are given to dealers within the framework of the credit policy. As per credit risk management mechanism, a policy for doubtful debt has been formulated and risk exposure related to receivables are identified based on criteria mentioned in the policy and provided for credit loss allowance.

### 6 Loans - Non Current

Particulars	As at 31st March 2021	As at 31st March 2020
Loans and Advances to Employees & Others	3.62	7.03
	<b>3.62</b>	<b>7.03</b>

### 7 Loans - Current

Particulars	As at 31st March 2021	As at 31st March 2020
Loans and Advances to Employees & Others	14.78	8.19
	<b>14.78</b>	<b>8.19</b>

### 8 Other Financial Assets - Non-Current

Particulars	As at 31st March 2021	As at 31st March 2020
Security Deposit	63.69	41.14
<b>Retention Money Receivable</b>	2.57	111.36
Unsecured, Considered good	-	-
<u>Unsecured, Considered doubtful</u>	-	-
-Retention Money Receivable which have significant increase in Credit Risk	-	-
-Retention Money Receivable- Credit Impaired	-	-
<b>Sub Total</b>	<b>2.57</b>	<b>111.36</b>
	<b>2.57</b>	<b>111.36</b>
Less: provision for doubtful balances	<b>2.57</b>	<b>111.36</b>
	<b>66.26</b>	<b>152.50</b>
<b>TOTAL</b>	<b>66.26</b>	<b>152.50</b>

## 9 Other Financial Assets - Current

Particulars	As at 31st March 2021	As at 31st March 2020
<b>Security deposit</b>		25.04
Unsecured, Considered good	-	-
Considered doubtful	-	25.04
	-	-
Less: provision for doubtful balances	-	25.04
	8.73	2.26
Others (Interest Receivable)		-
Foreign Currency Forward Contract Assets		-
<b>Retention Money Receivable</b>	126.96	5.23
Unsecured, Considered good		
Unsecured, Considered doubtful	6.96	17.60
-Retention Money Receivable which have significant increase in Credit Risk	101.49	94.16
-Retention Money Receivable- Credit Impaired	108.45	111.76
<b>Sub Total</b>	235.41	116.99
	108.45	111.76
Less: provision for doubtful balances	126.96	5.23
	135.68	32.53
<b>TOTAL</b>		

## 10 Cash and Cash Equivalents

Particulars	As at 31st March 2021	As at 31st March 2020
<b>Cash and Cash Equivalents</b>	0.07	0.69
Cash on Hand	-	-
Cheques on Hand		
<b>Balance with banks</b>	221.11	316.27
In Current Account	-	-
In EEFC Account	303.63	213.37
In Fixed Deposit Accounts with original maturity of 3 months or less		
<b>TOTAL</b>	524.82	530.32
	524.82	530.32
<b>Cash and Cash Equivalents (As above)</b>	-	-
Cash Credit Accounts		
<b>Cash and Cash Equivalents (As per Cash Flow Statements)</b>	524.82	530.32

## 11 Bank Balances other than Cash and Cash Equivalents above

Particulars	As at 31st March 2021	As at 31st March 2020
<b>Balance with banks</b>	-	-
In Current Account (balances with restriction on repatriation)		
<b>Other Bank Balance</b>		
In Fixed Deposit Accounts with original maturity of more than 12 months		-
In Fixed Deposit Accounts with original maturity for more than 3 months but less than 12 months	323.70	619.48
<b>Earmarked Account</b>	0.07	0.07
Dividend Payment Bank Account		
<b>TOTAL</b>	323.77	619.55

## 12 Inventories (At lower of cost and net realizable value)

Particulars	As at 31st March 2021	As at 31st March 2020
Raw Material and Packing Material	1,645.55	948.54
Work-in-Progress	315.78	399.55
Finished Goods	314.80	300.62
Stores and Spares	2.36	-
<b>TOTAL</b>	2,278.49	1,648.71

**13 Investments**

Particulars	As at 31st March 2021		As at 31st March 2020	
	Qty	Rs. In Lakhs	Qty	Rs. In Lakhs
ICICI Prudential Equity Arbitrage Fund- Growth	356,760	100.00	-	-
HDFC Liquid Fund - Growth	1,856	75.00	-	-
IDFC Arbitrage Fund - Growth	374,231	100.00	-	-
L&T Ultra short term Fund- Growth	142,467	50.00	-	-
SBI Liquid Fund - Growth	2,331	75.00	-	-
	<b>877,644.84</b>	<b>399.98</b>	-	-
- Market Value of above investments as on 31.03.2021		400.40		

**14 Current Tax Assets (net)**

Particulars	As at 31st March 2021	As at 31st March 2020
Advance Payment of Taxes (Net of Provisions)	162.67	102.38
<b>TOTAL</b>	<b>162.67</b>	<b>102.38</b>

**15 Other Non-Current Assets**

Particulars	As at 31st March 2021	As at 31st March 2020
Capital Advances	28.25	96.51
Prepaid Expenses	-	-
Balance with Government Authorities	0.00	16.52
ROU Asset	-	-
<b>TOTAL</b>	<b>28.25</b>	<b>113.03</b>

**16 Other Current Assets**

Particulars	As at 31st March 2021	As at 31st March 2020
<b>Export Benefits receivable</b>		
Unsecured, Considered good	13.90	9.20
Considered doubtful	-	-
	<b>13.90</b>	<b>9.20</b>
Less: provision for doubtful balances	-	-
	<b>13.90</b>	<b>9.20</b>
<b>Balances with Government Authorities</b>		
Unsecured, Considered good	184.01	66.41
Considered doubtful	-	-
	<b>184.01</b>	<b>66.41</b>
Less: provision for doubtful balances	-	-
	<b>184.01</b>	<b>66.41</b>
<b>Advances to vendors</b>		
Unsecured, Considered good	78.53	44.54
Considered doubtful	-	-
	<b>78.53</b>	<b>44.54</b>
Less: provision for doubtful balances	-	-
	<b>78.53</b>	<b>44.54</b>
Others (Discount & Interest Receivable)	-	-
Prepaid Expenses	15.29	23.24
ROU Asset	-	-
<b>TOTAL</b>	<b>291.74</b>	<b>143.39</b>

**17 Deferred Tax Assets (net)**

Particulars	As at 31st March 2021	As at 31st March 2020
Tax effect of items constituting Deferred Tax Assets	444.03	343.23
Tax effect of items constituting Deferred Tax Liabilities	(121.46)	(118.30)
<b>TOTAL</b>	<b>322.58</b>	<b>224.93</b>

**18 Non Current Asset held for Sale**

Particulars	As at 31st March 2021	As at 31st March 2020
Non Current Asset held for Sale	-	-
<b>TOTAL</b>	<b>-</b>	<b>-</b>

# Cipy Polyurethanes Private Limited

T-127, MIDC, Bhosari, Pune - 411026

CIN : U24219PN1994PTC083328

Notes attached to Financial Statements for the year ended 31st March, 2021

## 19 Equity Share Capital

Particulars	(Amount in Lakhs.)		
	As at 31st March 2021	As at 31st March 2020	As at 31st March 2019
<b>Authorised Capital:</b>			
1,00,000 Equity Shares of Rs.100 each	100.00	100.00	100.00
(1,00,000 Equity Shares of Rs.100 each as at 31st March, 2020)			
<b>TOTAL</b>	<b>100.00</b>	<b>100.00</b>	<b>100.00</b>
<b>Issued, Subscribed and Paid up Capital:</b>			
94,166 Equity Shares of Rs. 100 each fully paid up	94.17	94.17	94.17
(94,166 Equity Shares of Rs.100 each fully paid up as at 31st March, 2020)			
<b>TOTAL</b>	<b>94.17</b>	<b>94.17</b>	<b>94.17</b>

a. Reconciliation of the number of shares and amount outstanding at the beginning and at the end of the reporting period

	Number of Shares	Amount in Rs.
<b>Balance at the beginning of the year</b>	<b>94,166</b>	<b>9,416,600</b>
Shares issued during the year	-	-
<b>Balance at the end of the year</b>	<b>94,166</b>	<b>9,416,600</b>

b. Terms/ Rights attached to equity shares

The Company has only one class of equity shares having a par value of Rs. 100 per share. Each holder of equity shares is entitled to one vote per share. The Company declares and pays dividend in Indian rupees.

In the event of liquidation, the equity shareholders are eligible to receive the remaining assets of the Company after distribution of all preferential amounts, in the proportion of their shareholding.

The company has not declared any dividend during the year.

c. Details of shareholders holding more than 5% shares in the Company

Name of Shareholder	As at 31st March 2021		As at 31st March 2020	
	No. of Shares	% of Holding	No. of Shares	% of Holding
Mrs. Sabitha Cipy	3,197	3.40%	11,797	12.53%
Dr. Subash Cipy	16,452	17.47%	16,452	17.47%
Mr. Roshan Cipy	8,600	9.13%	-	0.00%
Pidlite Industries Ltd*	65,917	70.00%	65,917	70.00%

\* includes shares held by wholly owned subsidiary company of Pidilite Industries Limited viz. Fevicol Company Limited

Now, Pidilite Industries Limited has further acquired remaining 30% shares of the company on 22nd April, 2021. Thus, now the Company has become wholly owned subsidiary of Pidilite Industries Limited from 22nd April, 2021.



# Cipy Polyurethanes Private Limited

T-127, MIDC, Bhosari, Pune - 411026

CIN : U24219PN1994PTC083328

Notes attached to Financial Statements for the year ended 31st March, 2021

## 20 Other Equity

Particulars	As at 31st March 2021	As at 31st March 2020
Securities Premium	454.30	454.30
General Reserve	70.41	70.41
Retained Earnings	6,859.48	6,846.92
<b>TOTAL</b>	<b>7,384.19</b>	<b>7,371.63</b>

### 20.1 Securities Premium Reserve

Particulars	As at 31st March 2021	As at 31st March 2020
Balance at the beginning of the year	454.30	454.30
Less. Adjustment during the year	-	-
<b>Closing balance</b>	<b>454.30</b>	<b>454.30</b>

Note: Securities Premium is created when shares are issued at premium. The Company may issue fully paid-up bonus shares to its members out of Securities Premium and company can use this Securities Premium for buy back of shares.

### 20.2 General Reserve

Particulars	As at 31st March 2021	As at 31st March 2020
Balance at the beginning of the year	70.41	70.41
Add. Transferred from statement of Profit & Loss	-	-
<b>Closing balance</b>	<b>70.41</b>	<b>70.41</b>

### 20.3 Retained Earnings

Particulars	As at 31st March 2021	As at 31st March 2020
Balance at the beginning of the year	6,846.92	5,691.50
Add: Profit for the year	30.42	1,117.63
Less: Payment of Dividend	-	-
Less: Payment of Dividend Distribution Tax	-	-
Add/ (Less): Other Comprehensive Income/ (loss)for the year	(17.86)	37.78
<b>Closing balance</b>	<b>6,859.48</b>	<b>6,846.92</b>

## 21 Lease Liabilities - Non Current

Particulars	As at 31st March 2021	As at 31st March 2020
Lease Liabilities for Right of Use of Assets	-	3.11
<b>TOTAL</b>	<b>-</b>	<b>3.11</b>

## 22 Lease Liabilities - Current

Particulars	As at 31st March 2021	As at 31st March 2020
Lease Liabilities for Right of Use of Assets	-	3.09
<b>TOTAL</b>	<b>-</b>	<b>3.09</b>

## 23 Trade Payables

Particulars	As at 31st March 2021	As at 31st March 2020
<b>Trade Payables</b>		
Total outstanding dues of micro enterprises and small enterprises	108.61	43.88
Total outstanding dues of creditors other than micro enterprises and small enterprises	2,749.85	2,258.19
<b>TOTAL</b>	<b>2,858.46</b>	<b>2,302.07</b>

## 24 Other Financial Liabilities - Current

Particulars	As at 31st March 2021	As at 31st March 2020
Current Maturities of Long Term Debts	-	-
Payable on Purchase of Fixed Assets	15.17	52.61
Liabilities for Expenses	377.83	430.51
Trade/Security Deposits Received	12.05	8.05
Employee Related Liabilities	85.11	118.07
Retention Money Payable	3.55	1.31
<b>TOTAL</b>	<b>493.71</b>	<b>610.54</b>

## 25 Provisions - Current

Particulars	As at 31st March 2021	As at 31st March 2020
<b>Provision for Employee Benefits</b>		
Gratuity	-	-
Compensated Absences	3.10	2.47
Provision for Warranty expenses	35.45	26.50
<b>TOTAL</b>	<b>38.55</b>	<b>28.97</b>

## 26 Provisions - Non Current

Particulars	As at 31st March 2021	As at 31st March 2020
<b>Provision for Employee Benefits</b>		
Gratuity	70.31	31.40
Compensated Absences	47.29	37.59
<b>TOTAL</b>	<b>117.60</b>	<b>68.99</b>

**27 Other Current Liabilities**

<b>Particulars</b>	<b>As at 31st March 2021</b>	<b>As at 31st March 2020</b>
Statutory remittances	45.99	22.59
Advance from customers	168.89	106.60
Lease Liability		
<b>TOTAL</b>	<b>214.88</b>	<b>129.18</b>

**28 Current Tax Liabilities (net)**

<b>Particulars</b>	<b>As at 31st March 2021</b>	<b>As at 31st March 2020</b>
Provision for Tax (Net of Advance Tax)		-
(Net of Advance Tax as at 31st March, 2020)		-
<b>TOTAL</b>	<b>-</b>	<b>-</b>

## Cipy Polyurethanes Private Limited

T-127, MIDC, Bhosari, Pune - 411026

CIN : U24219PN1994PTC083328

Notes attached to Financial Statements for the year ended 31st March, 2021

### 29 Revenue From Operations

Particulars	For the year ended	
	31st Mar 2021	31st March 2020
<b>Revenue From Operations</b>		
<b>Sale of Products</b>		
Finished Goods	8,590.67	11,142.57
<b>Sale of Services</b>		
Job Work / Labour Charges	354.76	943.97
<b>Other Operating Revenue</b>		
Freight Charges & Transit Insurance	16.42	40.27
Testing Charges	1.67	6.44
Export Incentives	4.70	4.44
<b>TOTAL (A)</b>	<b>8,945.43</b>	<b>12,086.54</b>
<b>TOTAL (B)</b>	<b>22.79</b>	<b>51.15</b>
<b>Revenue from operations (A+B)</b>	<b>8,968.22</b>	<b>12,137.69</b>

**30 Other Income**

Particulars	For the year ended	For the year ended
	31st Mar 2021	31st March 2020
<b>Interest on:</b>		
Bank Deposit (at amortised cost)	42.04	41.23
Others	0.06	7.95
<b>Other Non-Operating Income:</b>		
Net Gain on foreign currency transaction and translatric	(2.12)	13.35
Liabilities no longer required written back	2.43	77.62
Rental income		0.56
Miscellaneous Income		0.11
<b>TOTAL</b>	<b>42.41</b>	<b>140.82</b>

**31 Cost of Materials Consumed**

Particulars	For the year ended	For the year ended
	31st Mar 2021	31st March 2020
<b>Inventory at the beginning of the year</b>	948.54	1,062.14
Add : Purchases	<b>6,613.73</b>	7,141.61
	<b>7,562.27</b>	8,203.75
Less : Inventory at the end of the year	<b>1,645.55</b>	948.54
<b>TOTAL</b>	<b>5,916.72</b>	<b>7,255.20</b>

**32 Change in Inventories of Finished Goods, Work in Progress and Stock in Trade**

Particulars	For the year ended 31st Mar 2021	For the year ended 31st March 2020
<b>Inventories at end of the year</b>		
Finished Goods	314.80	300.62
Work-in-Progress	315.78	399.55
	<b>(A)</b>	<b>700.17</b>
<b>Inventories at beginning of the year</b>		
Finished Goods / Stock-in-Trade	300.62	397.19
Work-in-Progress	399.55	313.22
	<b>(B)</b>	<b>710.41</b>
	<b>(B)-(A)</b>	<b>10.24</b>
<b>Increase / (Decrease) of Excise Duty on inventory o</b>	-	-
<b>TOTAL</b>	<b>69.59</b>	<b>10.24</b>

**33 Employee Benefits Expense**

Particulars	For the year ended 31st Mar 2021	For the year ended 31st March 2020
Salaries and Wages	1,325.99	1,232.44
Contribution to Provident and Other Funds	78.29	74.21
Contribution to Gratuity Fund	15.05	20.52
Staff Welfare Expenses	31.13	45.48
	<b>(A)</b>	<b>1,450.46</b>
<b>TOTAL</b>	<b>1,450.46</b>	<b>1,372.66</b>

**34 Finance Costs**

Particulars	For the year ended 31st Mar 2021	For the year ended 31st March 2020
<b>Interest expense on:</b>		
Borrowings		0.23
Interest on others /Lease Liability	16.98	0.89
<b>TOTAL</b>	<b>16.98</b>	<b>1.12</b>

**35 Depreciation and Amortization Expense**

Particulars	For the year ended 31st Mar 2021	For the year ended 31st March 2020
Depreciation on Property, Plant and Equipment	132.22	124.10
Amortization of Other Intangible Assets	0.03	-
Amortization on ROU	5.87	12.44
<b>TOTAL</b>	<b>138.12</b>	<b>136.54</b>

**36 Direct Manpower and Site Expenses**

Particulars	For the year ended 31st Mar 2021	For the year ended 31st March 2020
Labour Charges	305.29	495.99
Factory Expenses	-	0.95
<b>TOTAL</b>	<b>305.29</b>	<b>496.94</b>

**37 Other Expenses**

<b>Particulars</b>	<b>For the year ended 31st Mar 2021</b>	<b>For the year ended 31st March 2020</b>
Consumption of Stores & Spares	34.54	32.67
Carriage	6.41	141.53
Clearing, Forwarding and Octroi Duty	78.61	81.82
Director fees	5.60	3.40
Power and Fuel	42.35	53.53
Water Charges	1.73	2.72
Rent	7.02	0.00
Rates and Taxes	42.00	26.62
Insurance	10.73	10.56
Repairs Machinery	20.68	19.00
Repairs Others	9.45	14.47
Advertisement Publicity & Business Promotion Exp.	25.36	31.79
Legal, Professional and Consultancy fees	223.11	209.22
Communication Expenses	11.09	15.48
Printing and Stationery	3.18	6.73
Travelling and Conveyance Expenses	22.82	98.59
Bad Debts	6.33	33.29
Allowance for Doubtful Debts	357.40	422.16
Sales commission	16.37	10.98
Payments to Auditor	7.00	7.00
Donations		0.08
Corporate Social Responsibility Expenses	36.04	31.44
Miscellaneous expenses	93.33	84.67
<b>TOTAL</b>	<b>1,061.15</b>	<b>1,337.73</b>



**38 Exceptional Items (net)**

<b>Particulars</b>	<b>For the year ended 31st Mar 2021</b>	<b>For the year ended 31st March 2020</b>
Profit / (Loss) on Sale of Assets		0.19
<b>TOTAL</b>	<b>-</b>	<b>0.19</b>

**39 Other Comprehensive Income**

<b>Particulars</b>	<b>For the year ended 31st Mar 2021</b>	<b>For the year ended 31st March 2020</b>
Actuarial Gains/losses	(23.87)	50.49
Tax effect on Other Comprehensive Income	6.01	(12.71)
<b>TOTAL</b>	<b>(17.86)</b>	<b>37.78</b>

## Cipy Polyurethanes Private Limited

Notes attached to Financial Statements for the year ended 31st March, 2021

### 40 Contingent Liabilities and Commitments

(Amount in Lakhs.)

Sr. No.	Particulars	As at 31st March 2021	As at 31st March 2020
<b>A)</b>	<b>Contingent liabilities not provided for</b>		
1	Claims against the company not acknowledged as debts comprise of:		
	- Income tax demand against the Company not provided for and relating to issues of deduction and allowances in respect of which the Company is in appeal	-	-
	- Excise duty claims disputed by the Company relating to issues of classifications	189.44	189.44
	- Local Body tax claims disputed by the Company relating to FY 13-14, 14-15 & 15-16	1,290.67	-
2	Guarantees given by Banks in favour of customers	204.69	219.30
	<b>Total</b>	<b>1,684.80</b>	<b>408.74</b>
<b>B)</b>	<b>Commitments</b>		
(a)	Estimated amount of contracts, net of advances, remaining to be executed for the acquisition of property, plant and equipment and not provided for.	0.10	92.77
	<b>Total</b>	<b>0.10</b>	<b>92.77</b>

### 41 Segment information

The Company is primarily engaged in a single segment i.e. business of manufacturing of paints, varnishes, etc. and accordingly, this is the only reportable segment. The entire operation is governed by the same set of risk and returns and, hence, the same has been considered as representing a single primary segment. The same treatment is in accordance with the requirements of Indian Accounting Standard 108 - 'Operating Segment Reporting', notified under the Companies (Indian Accounting Standards) Rules, 2015.

### 42 Earnings Per Share (EPS)

The following reflects the Profit and Share data used in the Basic and Diluted EPS computations:

(Amount in Lakhs.)

Particulars	For the Quarter ended 31st March 2021	For the year ended 31st March 2020
<b>Basic:</b>		
Profit for the year	30.42	1,117.63
Weighted average number of equity shares in calculating basic EPS	94,166	94,166
Par value per share (Rs.)	100.00	100.00
Earning per share (Basic) (Rs.)	32.30	1,186.88
<b>Diluted:</b>		
Profit for the year	30.42	1,117.63
Weighted average number of equity shares in calculating basic EPS	94,166	94,166
Par value per share (Rs.)	100.00	100.00
Earning per share (Diluted) (Rs.)	32.30	1,186.88

**Cipy Polyurethanes Private Limited**

Notes attached to Financial Statements for the year ended 31st March, 2021

**43 Related Party Disclosures**

1	List of Related Parties	Relationship
(i)	Holding Company Pidilite Industries Ltd.	Holding Company
(ii)	Key Management Personnel	
a.	Dr. Subash Cipy	Managing Director
b.	Mr. Sanjay Bahadur (From 09.02.18)	Director
(iii)	Close Members of Key Management Personnel	
a.	Mrs. Sabitha Subash Cipy	Wife of Managing Director
b.	Mr. Roshan Cipy	Son of Managing Director
c.	Ms. Ritu Cipy	Daughter of Managing Director
d.	Subash Cipy (HUF)	Managing Director is Karta of HUF
(iii)	Significant influence by Holding Company/Director of	
a.	Bik Composite Works Private Limited (Formerly known as Cipy Piged Private Limited)	A company having significant influence of Managing Director
b.	Mina Waterproofing India Pvt Ltd.	Fellow subsidiary
c.	Percept Waterproofing Service Ltd.	Fellow subsidiary
d.	Building Envelope System India Limited	A company having significant influence of Managing Director
e.	Cipy Creative Works Pvt Ltd.	A company having significant influence of Managing Director

Transactions with Related Parties for the year ended March 31, 2021 are as follows:

Sr. No.	Nature of Transaction	Significant influence by Holding Company/Director of the Company														
		Key Management Personnel	Close Members of Key Management Personnel					Significant influence by Holding Company/Director of the Company								
		Dr. Subash Cipy	Mrs. Sabitha Subash Cipy	Mr. Roshan Cipy	Ms. Ritu Cipy	Subash Cipy (HUF)	Pidilite Industries Limited	Pidilite Speciality Chemicals (BD) Pvt Ltd.	Pidilite NEA Chemicals LLC.	Pidilite Innovozation Centre Pvt Ltd	Mina Waterproofing India Pvt Ltd.	Percept Waterproofing Service Ltd.	Mina Percept Pvt. Ltd.	Building Envelope System India Limited	Cipy Creative Works Pvt Ltd.	Riturosh Creative Works Pvt. Ltd.
a	Sales/Works Contract Income	-	-	-	-	-	303.91 (321.97)	(97.74)	(62.47)	-	(127.42)	-	926.63 (772.07)	-	-	-
b	Purchases and Other Services	-	-	-	-	-	(4.79)	-	-	1.71	-	-	-	-	-	154.43 (138.01)
c	Purchase of Fixed Assets	-	-	-	-	-	-	-	-	-	-	-	-	-	-	-
d	Remuneration to Directors	141.08 (195.00)	-	-	-	-	-	-	-	-	-	-	-	-	-	-
e	Rent Paid	-	-	-	-	-	-	-	-	-	-	-	-	-	-	-
f	Vehicle Hiring charges	-	-	-	-	-	-	-	-	-	-	-	-	-	-	-
g	Salary paid	-	-	-	5.21 (14.16)	-	-	-	-	-	-	-	-	-	-	-

(Amount in Lakhs.)

2 Outstanding balances with Related Parties as at March 31, 2020 are as follows:

Sr. No.	Outstanding Balances	Key Management Personnel		Significant Influence by Holding Company/Director of the Company											
		Dr. Subash Cpy	Mrs. Subhas Subash Cpy	Ms. Ritu Cpy	Subash Cpy (HUF)	Pidlite Industries Limited	Pidlite Speciality Chemicals (BD) Pvt Ltd.	Pidlite MEA Chemicals LLC.	Pidlite Innovation Centre Pte Ltd	Nina Warehousing India Pvt Ltd.	Percept Warehousing Services Ltd.	Nina Percept Pvt. Ltd.	Building Envelope System India Limited	Cpy Creative Works Pvt Ltd.	Riturosh Creative Works Pvt. Ltd.
a	Debts including advances	-	-	-	-	52.41 (64.66)	-	26.96 (35.75)	-	7.40	-	847.00 (693.25)	-	-	-
b	Creditors / Provision	-	-	-	-	(389.18) (107.33)	-	-	(1.71)	-	-	-	-	-	(12.60) (100.45)

Figures in bracket indicate previous year's figures

# Cipy Polyurethanes Private Limited

Notes attached to Financial Statements for the year ended 31st March, 2021

## 44 Employee Benefits

The Company has classified various employee benefits as under:

### (A) Defined Contribution Plans

- (i) Provident Fund
- (ii) State Defined Contribution Plans :
  - Employers' Contribution to Employees' State Insurance

The Provident Fund and the State Defined Contribution Plans are operated by the Regional Provident Fund Commissioner as applicable for all eligible employees. Under the schemes, the Company is required to contribute a specified percentage of payroll cost to the retirement benefit schemes to fund the benefits. These funds are recognised by the Income Tax Authorities.

The Company has recognised the following amounts in the Statement of Profit and loss:

(Amount in Lakhs.)

Sr. No.	Particulars	March 31, 2021	March 31, 2020
1	Contribution to Provident Fund	64.97	36.67
2	Contribution to Employees' State Insurance Scheme	2.55	3.87
	<b>Total</b>	<b>67.52</b>	<b>40.54</b>

### (B) Defined Benefit Plans

- (i) Gratuity
- (ii) Compensated Absences

General description of defined benefit plans:

Valuations in respect of above have been carried out by independent actuary, as at the balance sheet date, based on the following assumptions:

#### Gratuity

The Company operates a gratuity plan covering qualifying employees. The benefit payable is calculated as per the Payment of Gratuity Act. The benefit vests upon completion of five years of continuous service and once vested it is payable to employees on retirement or on termination of employment. In case of death while in service, the gratuity is payable irrespective of vesting. Actuarial gains and losses in respect of defined benefit plans are recognised in the Financial statements through other comprehensive income.

#### Actuarial risk

It is the risk that benefits will cost more than expected. This can arise due to one of the following reasons:

Adverse salary growth experience: Salary hikes that are higher than the assumed salary escalation will result into an increase in obligation at a rate that is higher than expected.

Variability in mortality rates: If actual mortality rates are higher than assumed mortality rate assumption then the Gratuity benefits will be paid earlier than expected. Since there is no condition of vesting on the death benefit, the acceleration of cashflow will lead to an actuarial loss or gain depending on the relative values of the assumed salary growth and discount rate.

Variability in withdrawal rates: If actual withdrawal rates are higher than assumed withdrawal rate assumption then the Gratuity benefits will be paid earlier than expected. The impact of this will depend on whether the benefits are vested as at the resignation date.

#### Investment risk

For funded plans that rely on insurers for managing the assets, the value of assets certified by the insurer may not be the fair value of instruments backing the liability. In such cases, the present value of the assets is independent of the future discount rate. This can result in wide fluctuations in the net liability or the funded status if there are significant changes in the discount rate during the inter-valuation period.

#### Liquidity risk

Employees with high salaries and long durations or those higher in hierarchy, accumulate significant level of benefits. If some of such employees resign/retire from the company there can be strain on the cashflows.

#### Market risk

Market risk is a collective term for risks that are related to the changes and fluctuations of the financial markets. One actuarial assumption that has a material effect is the discount rate. The discount rate reflects the time value of money. An increase in discount rate leads to decrease in Defined Benefit Obligation of the plan benefits & vice versa. This assumption depends on the yields on the corporate/government bonds and hence the valuation of liability is exposed to fluctuations in the yields as at the valuation date.

#### Legislative risk

Legislative risk is the risk of increase in the plan liabilities or reduction in the plan assets due to change in the legislation/regulation. The government may amend the Payment of Gratuity Act thus requiring the companies to pay higher benefits to the employees. This will directly affect the present value of the Defined Benefit Obligation and the same will have to be recognized immediately in the year when any such amendment is effective.

**Defined benefit plans (Gratuity) – as per actuarial valuation**

(Amount in Lakhs.)

Sr.No.	Particulars	March 31, 2021	March 31, 2020
<b>Change in the present value of defined benefit obligation</b>			
1	Present value of defined benefit obligation at the beginning of the year	117.97	119.55
2	Obligation as per BTA	-	-
3	Current service cost	13.07	14.77
4	Interest cost	1.68	8.59
5	Remeasurements (gains)/ losses included in OCI		0.11
	Actuarial (gains)/ losses arising from changes in demographic assumption		(66.89)
	Actuarial (gains)/ losses arising from changes in financial assumption	20.80	
	Actuarial (gains)/ losses arising from changes in experience adjustments	3.10	41.84
6	Past Service cost	-	-
7	Benefits paid	-	-
	<b>Present value of defined benefit obligation at the end of the year</b>	<b>156.62</b>	<b>117.97</b>

Sr.No.	Particulars	March 31, 2021	March 31, 2020
<b>Change in fair value of plan assets during the year</b>			
1	Fair value of plan assets at the beginning of the year	86.58	43.01
2	Interest income	5.84	3.29
3	Contribution by employer		15.18
4	Benefits paid	(6.15)	(0.45)
5	Remeasurements (gains)/ losses included in OCI		
6	Return on plan assets excluding amounts including in interest income	0.03	25.54
	<b>Fair value of plan assets at the beginning of the year</b>	<b>86.31</b>	<b>86.58</b>

<b>Net Asset/(Liability) recognised in the Balance Sheet as at</b>		March 31, 2021	March 31, 2020
1	Present value of defined benefit obligation as at 31st March	156.62	117.97
2	Fair value of plan assets as at 31st March	86.31	86.58
3	Net Asset/(Liability)	(70.31)	(31.40)
4	Current portion of the above	-	-
5	Non current portion of the above	70.31	31.40

<b>Actuarial assumptions</b>		March 31, 2021	March 31, 2020
1	Discount rate	6.87%	6.75%
2	Withdrawal rate	up to 5.00%	up to 5.00%
3	Salary growth rate	6.50%	5.00%

<b>Quantitative sensitivity analysis for significant assumption is as below</b>		March 31, 2021	March 31, 2020
1	<b>Discount rate:</b>		
	- Varied by +0.5%	148.64	111.54
	- Varied by -0.5%	165.25	124.95
2	<b>Salary Growth rate:</b>		
	- Varied by +0.5%	164.83	124.47
	- Varied by -0.5%	148.75	111.92
3	<b>Withdrawal rate:</b>		
	- Varied by +10%	156.67	118.81
	- Varied by -10%	156.57	117.16

<b>Expense recognised in the Statement of Profit and Loss for the year</b>		March 31, 2021	March 31, 2020
1	Current service cost	13.07	14.77
2	Interest cost on benefit obligation (Net)	1.99	5.75
3	Past service cost		
	<b>Total expenses included in employee benefits expense</b>	<b>15.05</b>	<b>20.52</b>

<b>Recognised in other comprehensive income for the year</b>		March 31, 2021	March 31, 2020
1	Actuarial (gains)/ losses arising from changes in demographic assumption	-	0.11
2	Actuarial (gains)/ losses arising from changes in financial assumption	20.80	(66.89)
3	Actuarial (gains)/ losses arising from changes in experience adjustments	3.10	41.84
4	Return on plan asset excluding amounts including in interest income	(0.03)	(25.54)
	<b>Recognised in other comprehensive income</b>	<b>23.87</b>	<b>(50.49)</b>

# Cipy Polyurethanes Private Limited

Notes attached to Financial Statements for the year ended 31st March, 2021

## 45 Financial Instrument

### 1 Capital Management

The Company manages its capital to ensure that it will be able to continue as going concern while maximising the return to stakeholders through the optimisation of the debt and equity balance. The capital structure of the Company consists of net debts and total equity of the Company. The company is not subject to any externally imposed capital requirements.

### 2 Categories of financial instruments

Particulars	(Amount in Lakhs.)	
	March 31, 2021	March 31, 2020
<b>Financial assets</b>		
<b>Measured at amortised cost</b>		
Investments	399.98	-
Trade Receivables	4,108.90	4,590.48
Cash and cash equivalents	524.82	530.32
Bank balance other than above	323.77	619.55
Loans	18.40	15.22
Other financial assets	201.95	179.22
<b>Total Financial Assets</b>	<b>5,577.81</b>	<b>5,934.79</b>
<b>Financial liabilities</b>		
<b>Measured at amortised cost</b>		
Borrowings	-	-
Trade Payables	2,858.46	2,302.07
Other financial liabilities	493.71	610.54
<b>Total Financial Liabilities</b>	<b>3,352.17</b>	<b>2,912.62</b>

### 3 Financial risk management objectives

#### Liquidity risk management

Liquidity risk refers to the risk that the Company will encounter difficulty in meeting its financial obligation as they fall due. The Company's financial liabilities as on March 31, 2021 is Rs. 3,352.17 Lakhs. Significant portion of the Company's financial assets as on March 31, 2021 is Rs. 5,577.81 Lakhs which comprise of cash and cash equivalents aggregating to Rs. 524.82 Lakhs

#### Credit risk management

Credit risk refers to risk that the counterparty will default on its contractual obligations resulting in financial loss to the Company. The Company has big reputed corporate as customer base due to which credit risk is very less. Significant portion of the Company's financial assets as at 31st March 2021 comprise of trade receivable, retention money receivable and unbilled revenue which are held with reputed and credit worthy reputed corporate customers.

### 4 Market risk

The Company's activities expose it primarily to the financial risk of changes in foreign currency exchange rates. The Company enters into forward foreign exchange contracts to manage its exposure to foreign currency risk of imports.

# Cipy Polyurethanes Private Limited

Notes attached to Financial Statements for the year ended 31st March, 2021

## 46 Taxes

### 1 Deferred Tax

	(Amount in Lakhs.)	
	As at 31st March' 2021	As at 31st March, 2020
Deferred Tax Assets	444.02	343.21
Deferred Tax Liabilities	(121.45)	(118.29)
<b>Total</b>	<b>322.57</b>	<b>224.92</b>

#### a 2020-21

Deferred Tax Assets/(liabilities) in relation to:

	Opening Balance	Recognised in Profit or loss	Recognised in other Comprehensive Income	Closing balance
Property, Plant and Equipment	(118.29)	3.16	-	(121.45)
Allowance for doubtful debts	322.54	(89.95)	-	412.49
Defined Benefit Obligation	17.98	(6.39)	(6.01)	30.38
Other Provisions	2.70	1.53	-	1.16
<b>Total</b>	<b>224.92</b>	<b>(91.64)</b>	<b>(6.01)</b>	<b>322.57</b>

#### b 2019-20

Deferred Tax Assets/(liabilities) in relation to:

	Opening Balance	Recognised in Profit or loss	Recognised in other Comprehensive Income	Closing balance
Property, Plant and Equipment	(131.43)	(13.14)	-	(118.29)
Allowance for doubtful debts	250.26	(72.28)	-	322.54
Defined Benefit Obligation	37.41	6.72	12.71	17.98
Other Provisions	11.07	8.37	-	2.70
<b>Total</b>	<b>167.30</b>	<b>(70.33)</b>	<b>12.71</b>	<b>224.92</b>

## 2 Income Taxes relating to continuing operations

### a Income Tax recognised in Profit or Loss

	For the Year Ended 31st March, 2021	For the Year Ended 31st March, 2020
<b>Current Tax</b>		
In respect of the year	113.54	494.47
In respect of prior years	-	-
<b>Total</b>	<b>113.54</b>	<b>494.47</b>
<b>Deferred Tax</b>		
In respect of the current year	(91.64)	(70.33)
<b>Total</b>	<b>(91.64)</b>	<b>(70.33)</b>
<b>Total Income Tax expense recognised in the current year relating to continuing operations</b>	<b>21.90</b>	<b>424.15</b>



b The Income Tax expense for the year can be reconciled to the accounting profit as follows.

	(Amount in Lakhs.)	
	For the Year Ended 31st March, 2021	For the Year Ended 31st March, 2020
<b>Profit Before Tax</b>	<b>28.45</b>	1,592.27
Income Tax Rate (%)	<b>25.17</b>	25.17
Income Tax expense	<b>7.16</b>	400.74
Effect of income that is exempt from taxation	-	
Effect of expenses that are not deductible in determining taxable profit	<b>9.11</b>	<b>7.93</b>
Effect of concessions (research & development, other allowances and deductions)	-	-
Others	<b>5.62</b>	<b>15.48</b>
<b>Total</b>	<b>21.89</b>	424.15
Adjustments recognised in the current year in relation to the current tax of prior years	-	-
<b>Income Tax expense recognised in profit or loss (relating to continuing operations)</b>	<b>21.89</b>	424.15

**Income Tax recognised in Other Comprehensive Income**

	For the Year Ended 31st March, 2021	For the Year Ended 31st March, 2020
<b>Tax arising on income and expenses recognised in OCI</b>		
Re-measurement of Defined Benefit Obligation	<b>(6.01)</b>	12.71
<b>Total income tax recognised in other Comprehensive Income</b>	<b>(6.01)</b>	12.71

## Cipy Polyurethanes Private Limited

Notes attached to Financial Statements for the year ended 31st March, 2021

### 47 Disclosures required under Section 22 of Micro, Small and Medium Enterprise Development Act, 2006

(Amount in Lakhs.)

Sr. No.	Particulars	As at March 31, 2021	As at March 31, 2020
1	Principal amount remaining unpaid to any SME supplier as at the end of the accounting year	108.61	43.88
2	Interest due thereon remaining unpaid to any supplier as at the end of the accounting year	-	-
3	The amount of interest paid along with the amounts of the payment made to the supplier beyond the appointed day	-	-
4	The amount of interest due and payable for the year	0.17	-
5	The amount of interest accrued and remaining unpaid at the end of the accounting year	-	-
6	The amount of further interest due and payable even in the succeeding year, until such date when the interest dues as above are actually paid	-	-
	<b>Total</b>	<b>108.79</b>	<b>43.88</b>

The above information regarding dues to Micro and Small Enterprises has been determined to the extent such parties have been identified on the basis of information collected with the Company. This has been relied upon by the auditors.

### 48 Details of Payments to Auditor

(Amount in Lakhs.)

Sr. No.	Particulars	For the year ended March 31, 2021	For the year ended March 31, 2020
a	Payment to Auditor as Auditor	7.75	7.75
b	for Taxation matters	1.25	1.25
c	for Company Law matters	-	-
d	for Other Services	-	-
e	for reimbursement of expenses	-	-
	<b>Total</b>	<b>9.00</b>	<b>9.00</b>

### 49 Operating Lease

a) Operating lease payment (minimum lease payments) has been recognised in Statement of Profit and Loss under heading Rent under other expenses amounting to **Rs. 6.30 Lakhs**

b) General description of the leasing arrangement:

i) Leased Assets : Factory space

ii) Future lease rentals are determined on the basis of agreed terms.

iii) At the expiry of the lease term, the Company has an option either to vacate the asset or extend the term by giving notice in writing.

The Company has entered into operating lease arrangements for certain facilities. The lease is non-cancellable for a period of 3 years and may be renewed for a further period based on mutual agreement of the parties.

Non cancellable operating lease commitments.

(Amount in Lakhs.)

Future minimum lease payments	For the year ended March 31, 2021	For the year ended March 31, 2020
not later than one year	-	6.30
later than one year and not later than five years	-	-
later than five years	-	-

### 50 Provision for Warranty expense

Provision for Warranty expense relates to warranty provision made on the basis of expected future liability on account of the warranty in respect of services rendered by the company during the year and is made @ 0.1% of the turnover for the year. The estimated cost of warranty is accrued at the time of sale.

The movement of provision for warranty is as follows:

(Amount in Lakhs.)

Particulars	For the year ended March 31, 2021	For the year ended March 31, 2020
Balance as at Beginning of the year	-	-
-Non Current	-	-
-Current	26.50	21.27
	26.50	21.27
Addition	8.95	12.12
Utilisation	-	(6.88)
Reversal (withdrawn as no longer required)	-	-
Balance as at Closing of the year	35.45	26.50
Non Current	-	-
Current	35.45	26.50
Total	35.45	26.50

#### 51 Corporate Social Responsibility

As per Section 135 of the Companies Act, 2013, a company, meeting the applicability threshold, needs to spend at least 2% of its average net profit for the immediately preceding three financial years on corporate social responsibility (CSR) activities. The areas for CSR activities are eradication of hunger and malnutrition, promoting education, art and culture, healthcare, destitute care and rehabilitation, environment sustainability, disaster relief and rural development projects. A CSR committee has been formed by the company as per the Act. The funds were primarily allocated to a corpus and utilized through the year on these activities which are specified in Schedule VII of the Companies Act, 2013.

- (a) Gross amount required to be spent by the company during the year is Rs. 36.04 Lakhs  
(b) Amount spent during the year on:

Sr. No.	Particulars	In cash	Yet to be paid in cash	Total
(i)	Construction/acquisition of any asset	-	-	-
(ii)	On purposes other than (i) above	36.04	-	36.04

#### 52 Events after reporting period

There were no significant events after the end of the reporting period which require any adjustment or disclosure in the financial statement.

#### 53 Approval of financial statements

The financial statements were approved for issue by the board of directors on at its meeting held on 29th April 2021.

#### 54 Figures for the corresponding previous period have been regrouped/reclassified wherever necessary, to make them comparable with current year's figures.

The figures for quarter ended 31st March, 2021 are balancing figures between the audited figures of the full financial year and the reviewed year-to-date figures up to the third quarter of the financial year.

#### 55 Effect due to Coronavirus (COVID-19)

The outbreak of Coronavirus (COVID-19) pandemic globally and in India is causing significant disturbance and slowdown of economic activity. In many countries, businesses are being forced to cease or limit their operations for long or indefinite period of time. Measures taken to contain the spread of the virus, including travel bans, quarantines, social distancing, and closures of non-essential services have triggered significant disruptions to businesses worldwide, resulting in an economic slowdown.

COVID-19 is significantly impacting business operation of the companies, by way of interruption in production, supply chain disruption, unavailability of personnel, closure / lock down of production facilities etc. On 24th March 2020, the Government of India ordered a nationwide lockdown for 21 days which further got extended till 31st May 2020 to prevent community spread of COVID-19 in India resulting in significant reduction in economic activities.

In assessing the recoverability of Company's assets such as Trade receivable, Inventories, Loans, Advances and Other Current Assets the Company has considered internal and external information upto the date of approval of these financial results. The company has performed sensitivity analysis, on the assumptions used basis, the internal and external information / indicators of future economic conditions and expects to recover the carrying amount of the assets.

As per our attached report of even date  
For D. R. Barve & Associates  
Chartered Accountants  
Registration No. 122260W

CA. Shireesh N. Agte  
Partner  
Membership No.: 44641  
Place: Pune  
Date: 29th April 2021



For and On Behalf Of The Board Of Directors  
Cipy Polyurethanes Private Limited

*M. Bahar*

Dr. Subash Cipy  
Director  
DIN : 00608724

*Md Yasrab Bashir*  
Md Yasrab Bashir  
HOD-F&A

*Sanjay Bahadur*  
Sanjay Bahadur  
Director  
DIN : 00032590

*Hardeep Singh*  
Hardeep Singh  
CEO

